

IC Market Tracking®

Radiant Ceiling Panels in Europe 2024

Company Profiles



Interactive Dashboards



Market Drivers



automatically updated

more than just a report – A TOOL FOR SUCCESS!

Detecting Market Potential



GEO-Maps



Benchmarks



Strategic Workshops



on request

What Do You Get - Your Benefits at a Glance

Content of the Report

Market Data, Insights and Expertise...



MARKET ANALYSIS

- Historical market data from 2020 – 2023 for the total market development as well as
 - Product Types
 - Material Types
 - Business Segments
 - Application Areas
 - Distribution Channels
- Forecasts from 2024 – 2027 for the total market as well as each analysed segment and sub-segment

COMPETITION ANALYSIS

- Market shares of the top players for 2022/23
 - Market Shares on the total market in terms of value and quantity
 - Market Shares per product types in terms of value and quantity

MARKET DRIVERS

- Analysis of the most relevant economic data such as GDP, inflation and unemployment rate
- Continuous updates of the data



Market & Competition Analysis

Market Volume

Market Growth

Trends

Market Shares

What Do You Get - Your Benefits at a Glance

Presentation of the Data and Deliverables

Market Intelligence Tool Access and Deliverables



ONLINE-COCKPITS

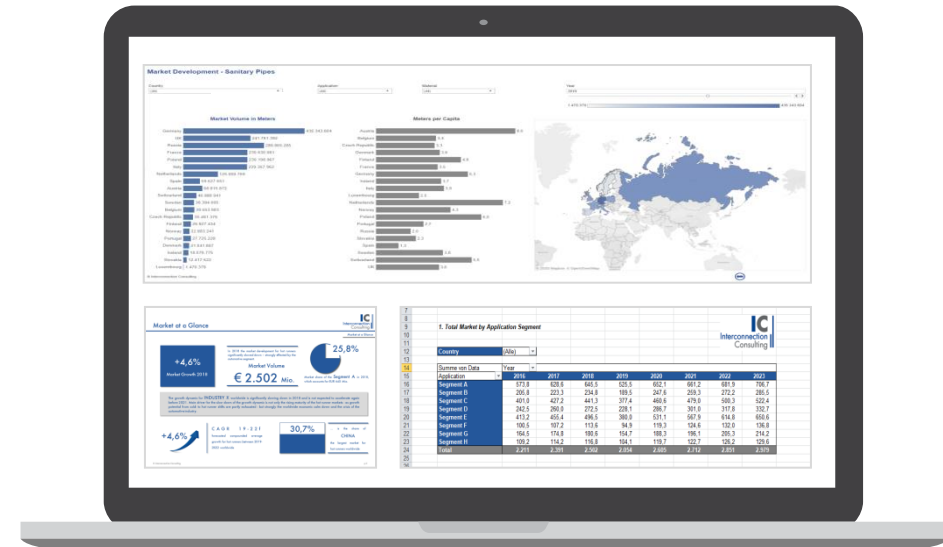
- Online Dashboard-Tool including all data of the report enabling your individual and specific analysis
- User-friendly and intuitive operation of the dashboards
- Online access to the dashboards with all devices (PC, Laptops, Smartphone, Tablet, ...) everywhere, every time
- Download and extract of the data from the dashboards

EXECUTIVE REPORTS

- Executive report including key facts of the report and background information about forecasts, trends and the competitive landscape
- Infographics summarizing the market and providing regional comparisons and contrasts already integrated within Tableau

RAW DATA -TABLES

- Downloadable tables from MIS as xls. cvs. jpg. or other formats for your own integration
 - Graphs
 - Raw Data



Market Intelligence Tool and Reports



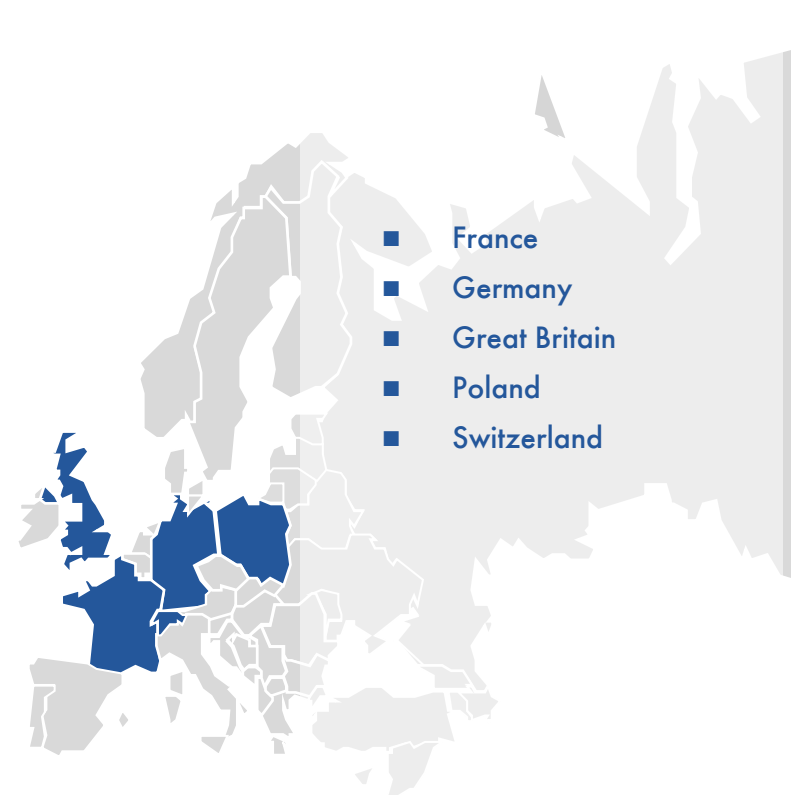
Online Dashboards

Executive Reports

Market Report Structure

By Product Type	Business Segment	Distribution
Water Heating Panels	New Construction	Direct
Electric Heating Panels	Replacement	Indirect
Material Type	Application Area	
Gypsum	Offices	
Metal	Industrial	
Aluminium	Commercial	
Plasters/Render & Others	Others	

Available Countries:

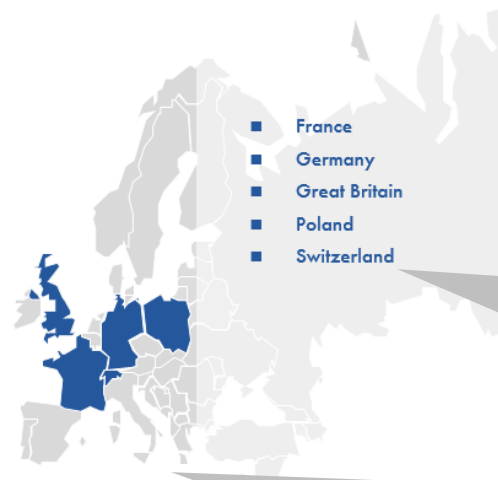


Market Structure - Interpretation

Market Report Structure

By Product Type	Business Segment	Distribution
Water Heating Panels	New Construction	Direct
Electric Heating Panels	Replacement	Indirect
Material Type	Application Area	
Gypsum	Offices	
Metal	Industrial	
Aluminium	Commercial	
Plasters/Render & Others	Others	

Available Countries:



- Market data are available for each country separately as well as aggregated for the package purchased.
- Each country report includes data by product types, material types, business segments, application areas and distribution channels separately, as well as aggregated for the total market of Radiant Ceiling Panels in terms of quantity.
 - Data for total market and product types are also shown in terms of value.

The Unique Mix of Methods and Approaches for Reliable Market Analysis



SELL-IN

The analysis measures Sell-In data. Sales from the manufacturer to the first distribution partner. OEMs are not taken into account.



Survey with Manufacturers & Experts

Basis of the analysis are surveys - electronic questionnaires and telephone interviews - with the most important manufacturers as well as interviews with industry experts.



Market Calculation Model

Industry relevant market drivers are taken into account in a market calculation model to determine the total market volume and forecasts.

The strong focus on interviews within the industry is clearly our **USP**
“Only who talks with the industry knows what’s going on!”

The Market Intelligence Tool

Dashboards - The Best Way to Work with Data

A picture says more
than 1000 words

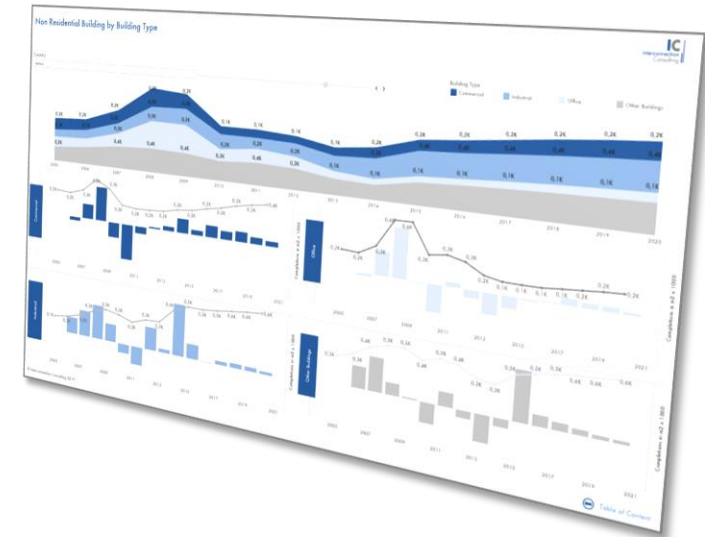
- Complex correlations are visualized in the form of geo-, tree maps, bars etc.

Interactive Dashboards

- Use interactive dashboards for quick implementation of the data, for potential estimations, for sales control, for success measurement etc.

Easy online
accessibility

- Market data are available wherever you have internet access
- You can also export the data as .jpg, .csv or .pdf file

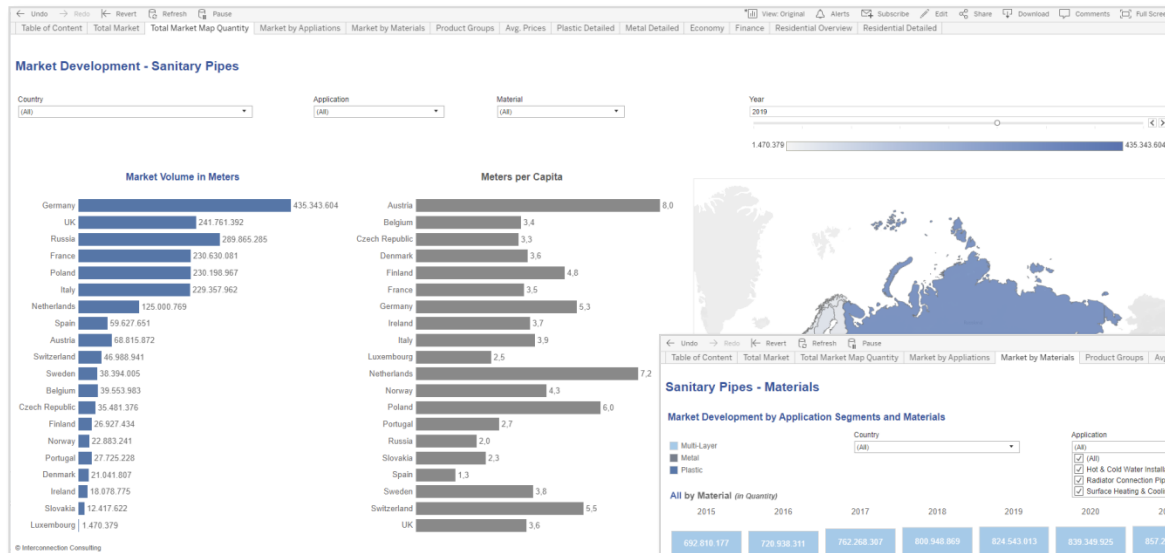


Usability of the Market Intelligence Tool

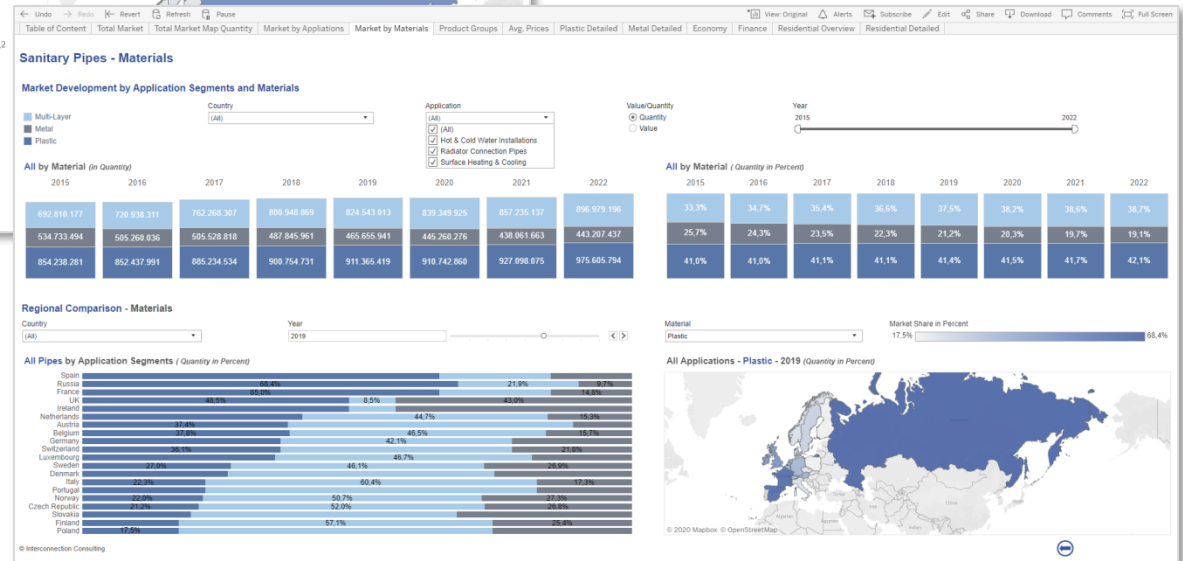
Let's Put it in a Video...



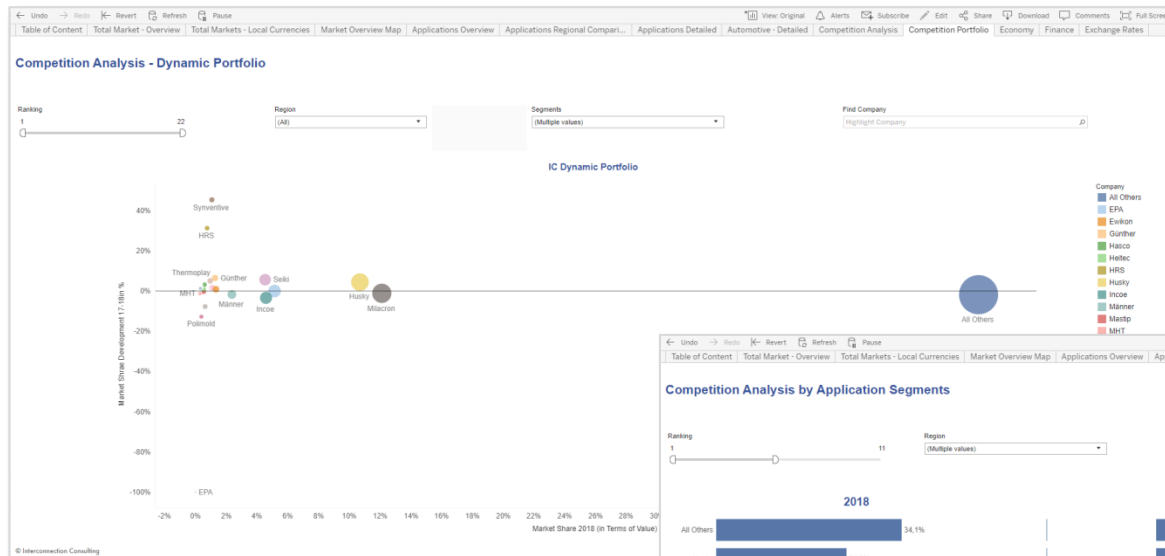
Sample Cockpits for Market Analysis Data



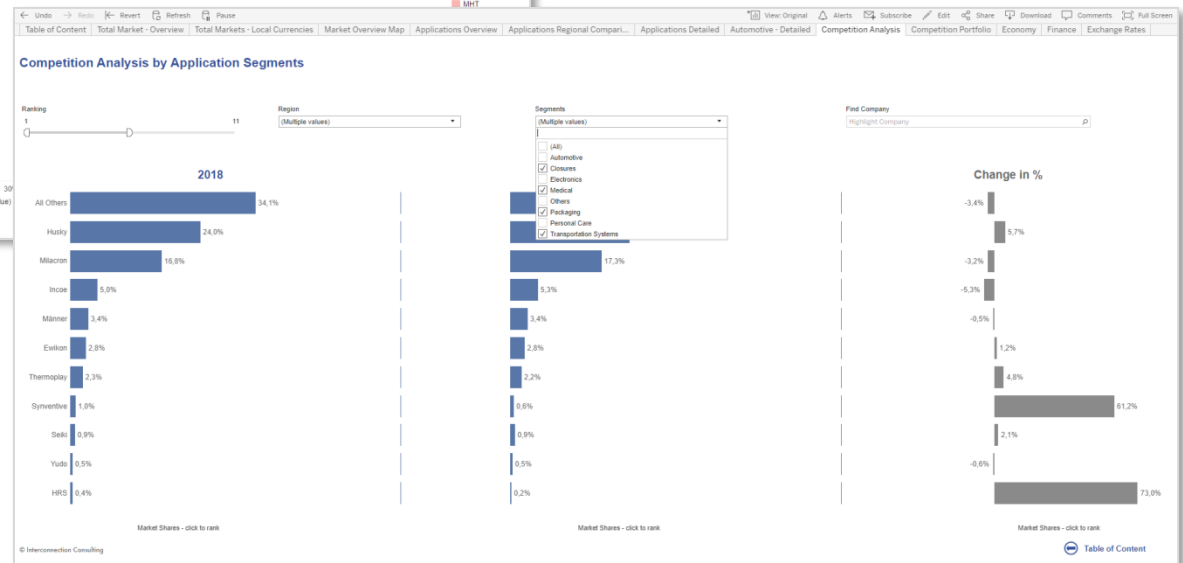
This chart contains fictive data



Sample Cockpits for Competition Data



This chart contains fictive data

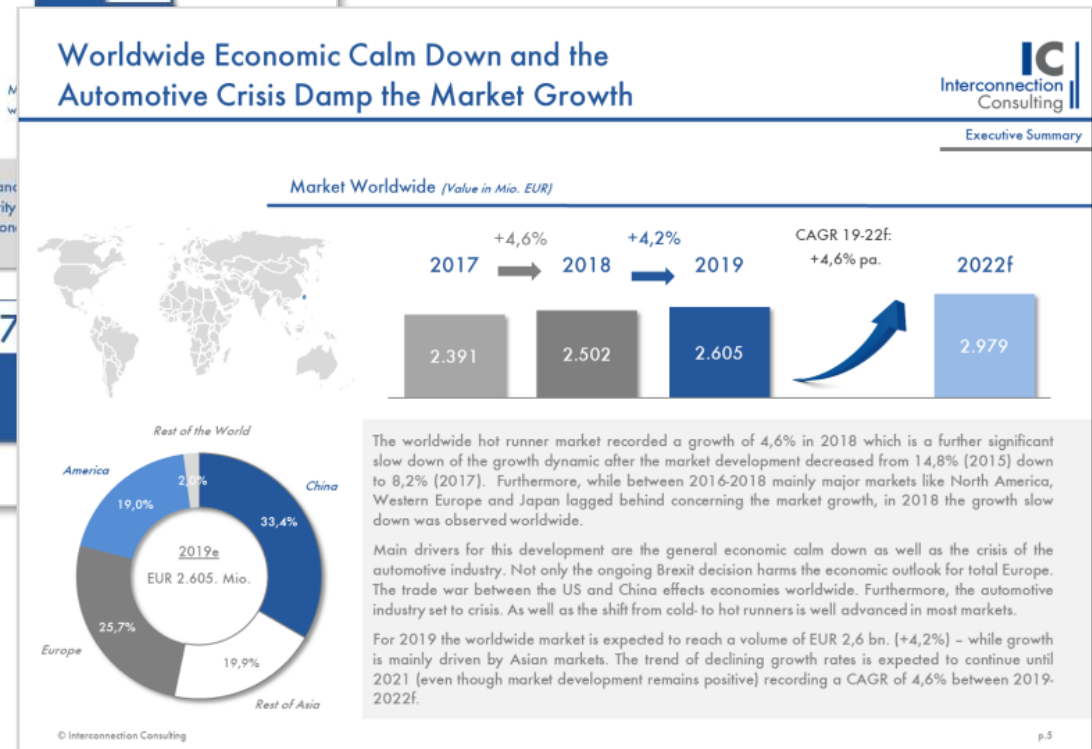


Additional Deliverables

Executive Summary and Pivot-Tables



Executive Summary as part of Tableau (fictive data)



Executive Summary as part of Tableau (fictive data)

Investment Plan for Your Market Research

IC Market Tracking® Radiant Ceiling Panels in Europe 2024

Prices & Conditions

Subscription*

1 Country

€ 3.999,-

3 Countries of Your Choice

€ 9.999,-

All Countries

€ 14.999,-



BUY NOW

Available Countries

- France
- Germany
- Great Britain
- Poland
- Switzerland

Subscription:

- The price is the individual price for each edition, at least two orders of the study (order year and the following year). Price changes for the next edition must be announced by Interconnection Consulting at least six weeks before 31st December. The subscription can be cancelled after two purchases of the study, but not later than 31st December in the year in which the last study has been received. If the subscription is not cancelled, it is extended by one more year.
- If you have selected single issue (no subscription price advantage) the contract is valid for 12 months.
- Our products/studies will be usually delivered as online dashboards in a common web browser, based on the BI Tool "Tableau" and include one named user license. You have access to these dashboards for the duration of your contract. If you need further licenses, the price is EUR 390,- per user and year. Reports, which as default delivered as online dashboards, can be requested as PDF versions for an additional fee.

Selected References for our Market Reports





Our Market-Intelligence Tools



If there are any questions please
do not hesitate to contact us!

Interconnection Consulting

Dostojevského Rad 11, SK- 811 09 Bratislava

Rubén Rodríguez | Market Analyst

Tel: +43 1 585 46 23 93

rodriguez@interconnectionconsulting.com

Jan Hudak | Managing Director

Tel: +43 1 585 46 23 10

hudak@interconnectionconsulting.com

Interconnection Consulting
Vienna • Barcelona • Bratislava • Antalya • Buenos Aires
www.interconnectionconsulting.com



Defining Growth
Potential Since 1998

Yes, we would like to order the IC Market Tracking® Radiant Ceiling Panels in Europe 2024

(Please, print out the order form and mark your desired products)

Please choose from the available countries

- ☐ France
 ☐ Great Britain
 ☐ Switzerland
☐ Germany
 ☐ Poland

- ☐ 1 Country of your Choice* EUR 3.999.-
☐ 3 Countries of your Choice* EUR 9.999.-
☐ All Countries* EUR 14.999.-

	Single Issue	Subscription*
25% price advantage		✓
IC Cockpit – Online Dashboard Solution	✓	✓
Full Flexibility – Within the sum of the subscription available country reports can be changed without any additional costs		✓
Web-Conference with the analyst free of charge		✓

Billing Address: (please fill in the data completely)

Company: _____ Name: _____
 Address: _____ Country: _____
 VAT identification number: _____ E-Mail: _____

Date	Name	Signature
------	------	-----------

In case of interest in single issue (+25 %), please contact the responsible analyst.

General Terms of Business

Payable on receipt of invoice without discount. Any disputes arising will be settled before a competent court of law in Vienna. We apply Austrian law. The report purchased is based on a specific methodology, which description is available for the customer on request and which fulfillment is the basis of this contract. We claim copyright protection for the work. Distribution to third parties, duplication, publication or revision, even in part, is not permitted. In case of violation the company or persons placing the order agrees to pay a contract penalty of one hundred thousand Euros in each case. All prices shown exclude sales tax. Interconnection reserves the right to use the clients' logo as reference until written revocation.

* Yearly Subscription:

The price is the individual price for each edition, at least two orders of the study (order year and the following year). Price changes for the next edition must be announced by Interconnection Consulting at least six weeks before 31st December. The subscription can be cancelled after two purchases of the study, but not later than 31st December in the year in which the last study has been received. If the subscription is not cancelled, it is extended by one more year. If you have selected single issue (no subscription price advantage) the contract is valid for 12 months.

Our products/studies will be usually delivered as online dashboards in a common web browser, based on the BI Tool "Tableau" and include one named user license. You have access to these dashboards for the duration of your contract. If you need further licenses, the price is EUR 390,-per user and year. Reports, which as default delivered as online dashboards, can be requested as PDF versions for an additional fee.

Benefits of an Interconnection Subscription:

- 25% price advantage compared to single issue. (annual receipt of an IC study or IC study package)
- Annually updated reports on fixed dates.
- One time a year free web conference with the Analyst of the report (presentation of key results, background information, answering of questions)
- Info-Hotline: answering of questions with regards to the report and on methodological issues relating to market research
- Flexible subscription packages on request: alternating countries, product change, etc., if possible