



IC Market Forecast & Company Profiles® Thermal Insulation Worldwide 2022

- Austria
- Belgium
- China
- Czech Republic
- France
- Germany
- Italy
- Netherlands
- Poland
- Romania
- Russia
- Saudi Arabia
- Slovakia
- Spain
- Sweden
- Switzerland
- Turkey
- UK

Company Profiles



Interactive Dashboards



Market Drivers



automatically updated



more than just a report – A TOOL FOR SUCCESS!

defining growth potential since 1998

Detecting Market Potential



GEO-Maps



Benchmarks



Strategic Workshops



on request

What Do You Get - Your Benefits at a Glance

Content of the Report

Market Data, Insights and Expertise...



MARKET ANALYSIS

- Historical market data from 2019 – 2021 for the total market development as well as
 - Product Groups
 - Customer Segments
 - Application Areas
 - Business Segments
- Forecasts from 2022 – 2025 for the total market as well as each analyzed product group and segment
- Annual updates of the data

MARKET DRIVERS

- Analysis of the most relevant market drivers such as GDP, building construction, etc.
- Continuous updates of the data

COMPANY PROFILES

- Top players (Available for free with 6 countries package)
- Total group sales, company highlights, etc.



Market Analysis

Market Volume

Market Growth

Trends

What Do You Get - Your Benefits at a Glance

Presentation of the Data and Deliverables

Market Intelligence Tool Access and Deliverables



ONLINE-COCKPITS

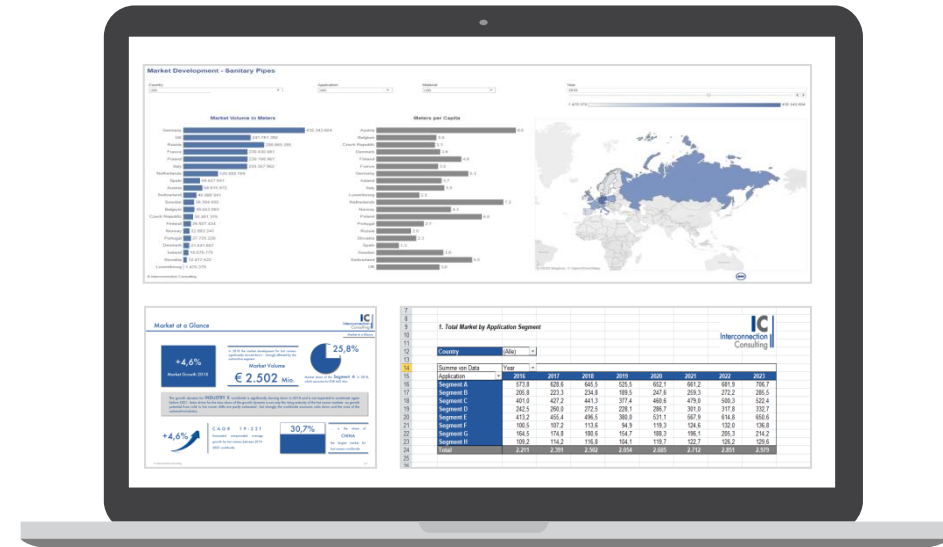
- Online Dashboard-Tool including all data of the report enabling your individual and specific analysis
- User-friendly and intuitive operation of the dashboards
- Online access to the dashboards with all devices (PC, Laptops, Smartphone, Tablet, ...) everywhere, every time
- Download and extract of the data from the dashboards

EXECUTIVE REPORTS

- Executive report including key facts of the report and background information about forecasts, trends and the competitive landscape
- Infographics summarizing the market and providing regional comparisons and contrasts already integrated within Tableau

PIVOT-TABLES / RAW DATA-TABLES

- Downloadable raw data of the report or tables from our Market Information System as xlxs. cvs. jpg. or other formats for your own integration
 - Graphs
 - Raw Data



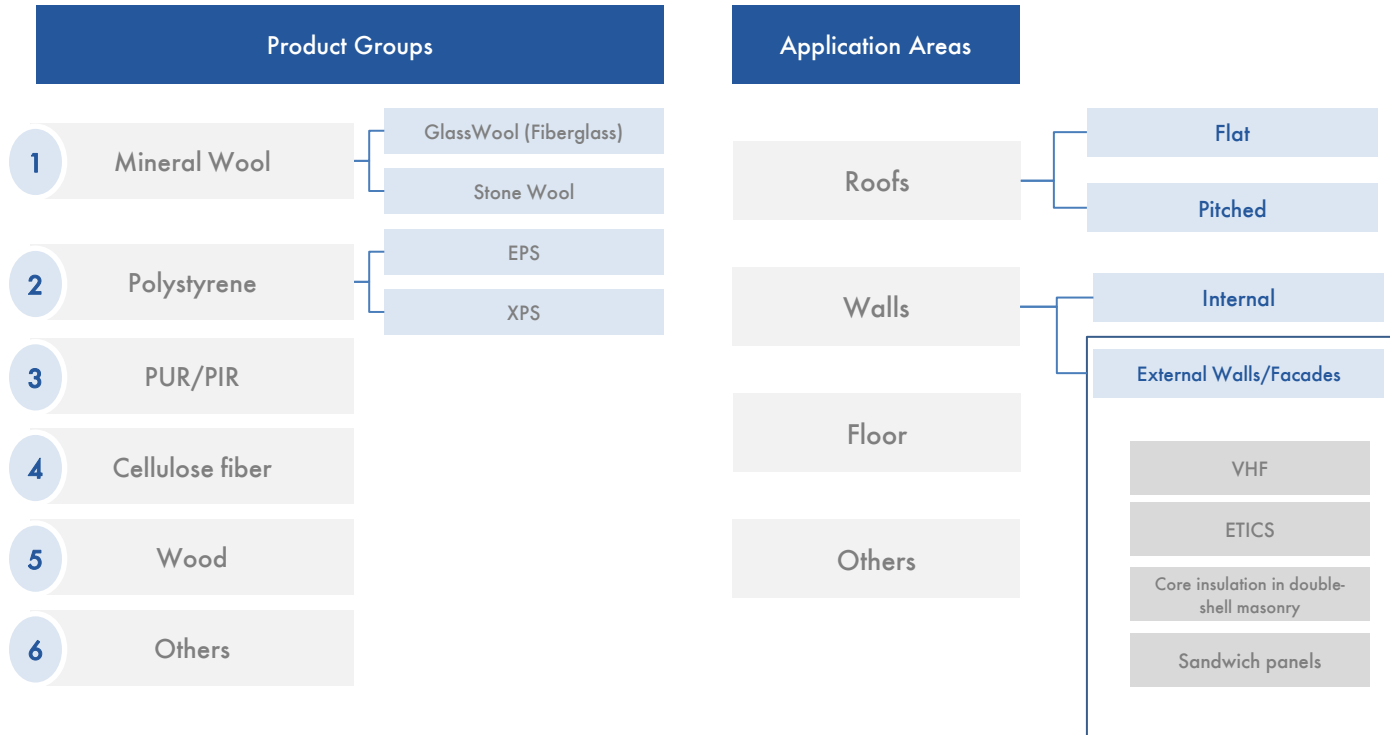
Market Intelligence Tool and Reports



Online Dashboards

Executive Reports

Market Structure



Available Countries

Austria	Romania
Belgium	Russia
China	Saudi Arabia
Czech Republic	Slovakia
France	Spain
Germany	Sweden
Italy	Switzerland
Netherlands	Turkey
Poland	UK

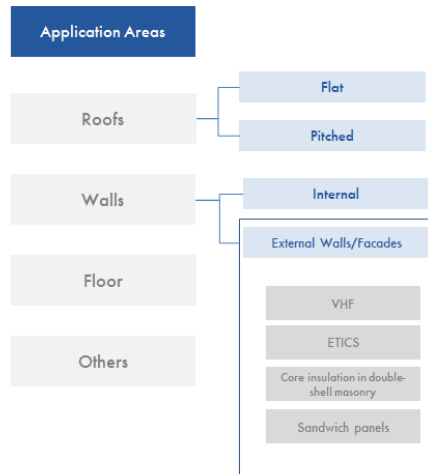
This study does not cover insulating materials used in other industries, such as the automotive industry, pipe insulation or industrial process plants.

The Total Market is measured in cubic meters (in terms of quantity sales) and in euros (in terms of value sales)

For each product group, application type and other segments the total market development and forecasts for the next three years are available in the study.

Market Structure - Interpretation

Market Structure



This study does not cover insulating materials used in other industries, such as the automotive industry, pipe insulation or industrial process plants.

The Total Market is measured in cubic meters (in terms of quantity sales) and in euros (in terms of value sales)

For each product group, application type and other segments the total market development and forecasts for the next three years are available in the study.

Available Countries

Austria	Romania
Belgium	Russia
China	Saudi Arabia
Czech Republic	Slovakia
France	Spain
Germany	Sweden
Italy	Switzerland
Netherlands	Turkey
Poland	UK

- Market data is available for each country separately as well as aggregated for the country package purchased.

- Each country report includes data for product groups, business segments, customer segments and application areas separately as well as aggregated for the total market of thermal insulation in terms of value and quantity.

- Application types of external walls are further broken down by subcategories.

Product Groups

Mineral Wool

Including **Glass wool** (made by heating glass and sand to about 15000 degrees Celsius causing the mixture to melt) and **stone wool** (l is an insulation material which contains %98 natural fiber and obtained by transforming the minerals and inorganic volcanic stones into natural fiber by melting them at 1500-1600 °C

Polystyrene

Including EPS and XPS.
EPS (expanded) and XPS (extruded) are both closed-cell rigid insulation made from the same base polystyrene resins and manufactured differently, EPS is beads that are molded or cut into various sizes and shapes while XPS is extruded sheets (is manufactured using a process of extrusion).

PUR/PIR

Polyisocyanurate, also referred to as PIR, polyiso, or ISO, is a thermoset plastic typically produced as a foam and used as rigid thermal insulation.
Polyurethane rigid foam (or PUR).

Cellulose fiber

Composed mostly of cellulose fibers usually derived from paper, paperboard stock or wood, and made with or without binders. Cellulose is chemically treated to resist fire.

Wood

Thermal insulation from wood, insulation boards made from natural wood fibres.

Other

Including natural sheep's wool, hemp, cotton and high - performance insulating materials - the chemical composition is amorphous silica (silica). High-performance insulation materials with aerogels or vacuum insulation panels are mainly used where only small insulation thicknesses are possible due to space limitations. (pipe insulation for cryogenics in the liquefied natural gas industry are excluded.

Application Areas

Others

Including cellar ceilings, cellar walls (exterior), top - floor ceilings

The Unique Mix of Methods and Approaches for Reliable Market Analysis



SELL-IN

The analysis measures Sell-In data. Sales from the manufacturer to the first distribution partner. OEMs are not taken into account.



Survey with Manufacturer & Experts

Basis of the analysis are surveys - electronic questionnaires and telephone interviews - with the most important manufacturer as well as interviews with industry experts.



Market Calculation Model

Industry relevant market drivers are taken into account in a market calculation model to determine the total market volume and forecasts.

The strong focus on interviews within the industry is clearly our **USP**
“Only who talks with the industry knows what’s going on!”

The Market Intelligence Tool

Dashboards - The Best Way to Work with Data

A picture says more than 1000 words

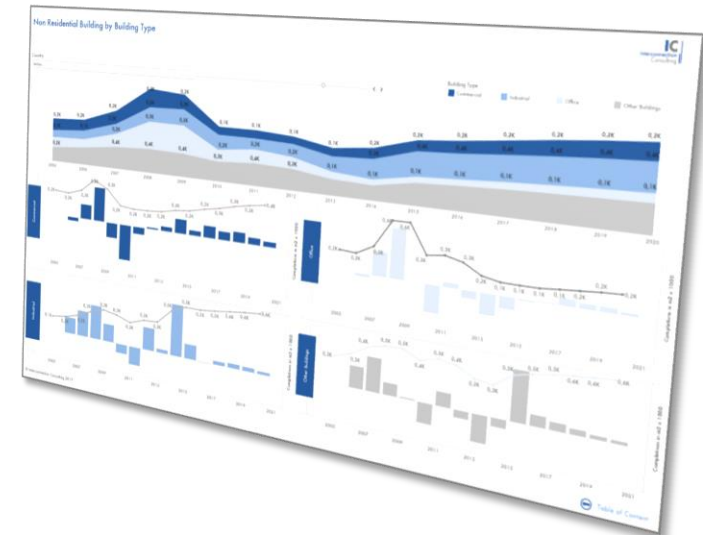
- Complex correlations are visualized in the form of geo-, tree maps, bars etc.

Interactive Dashboards

- Use interactive dashboards for quick implementation of the data, for potential estimations, for sales control, for success measurement etc.

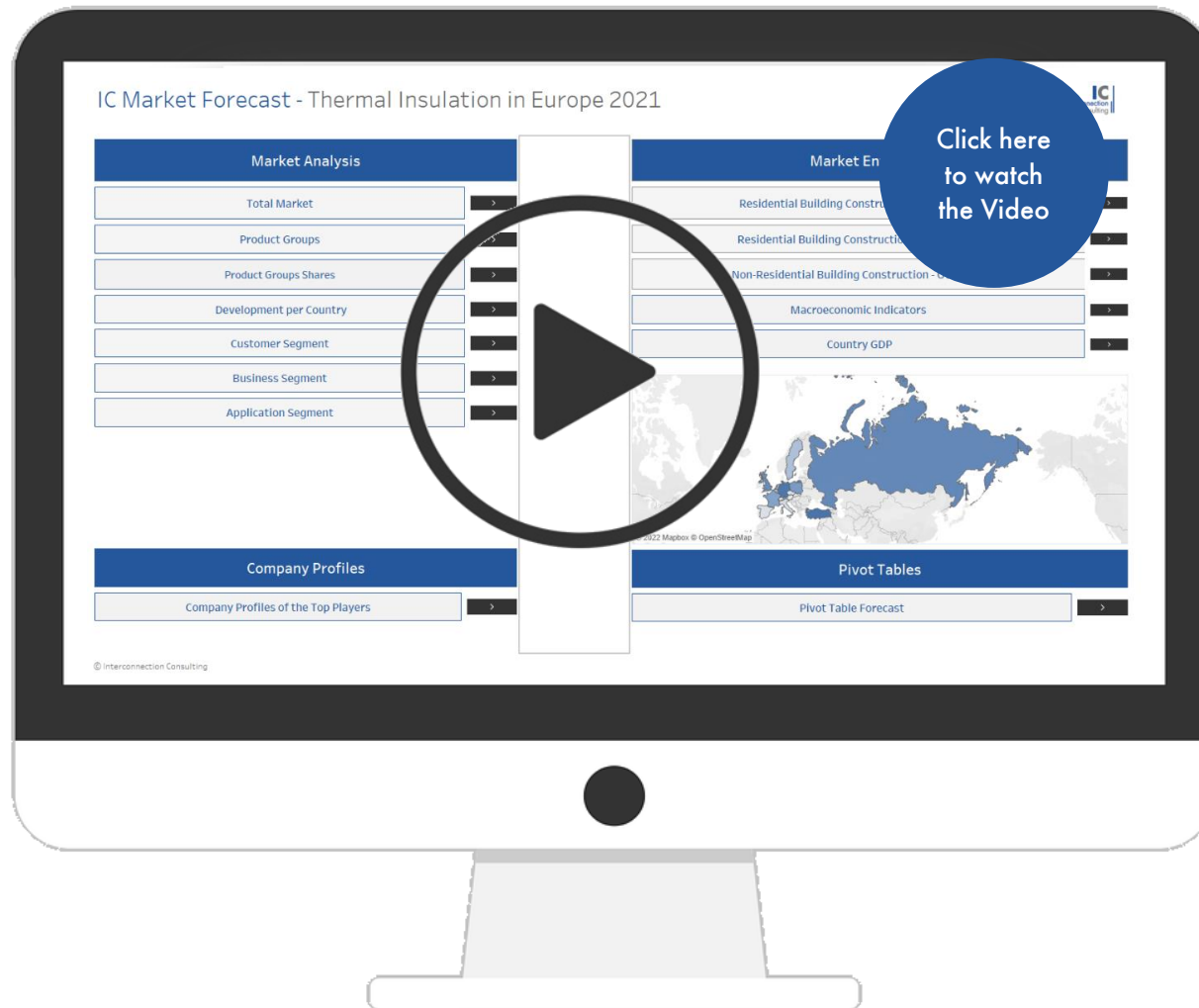
Easy online accesibility

- Market data are available wherever you have internet access
- You can also export the data as .jpg, .csv or .pdf file

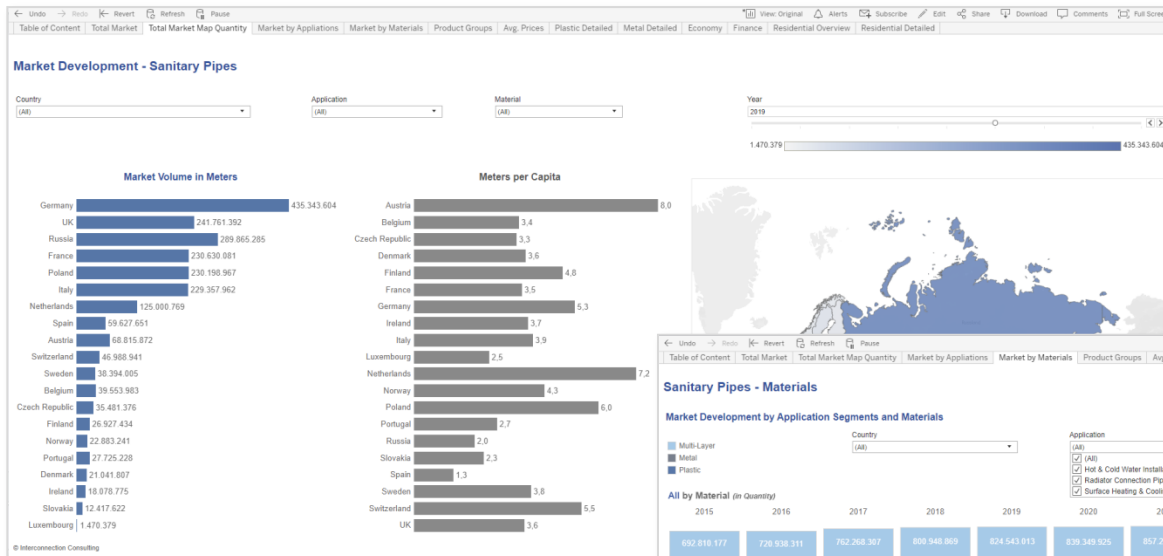


Usability of the Market Intelligence Tool

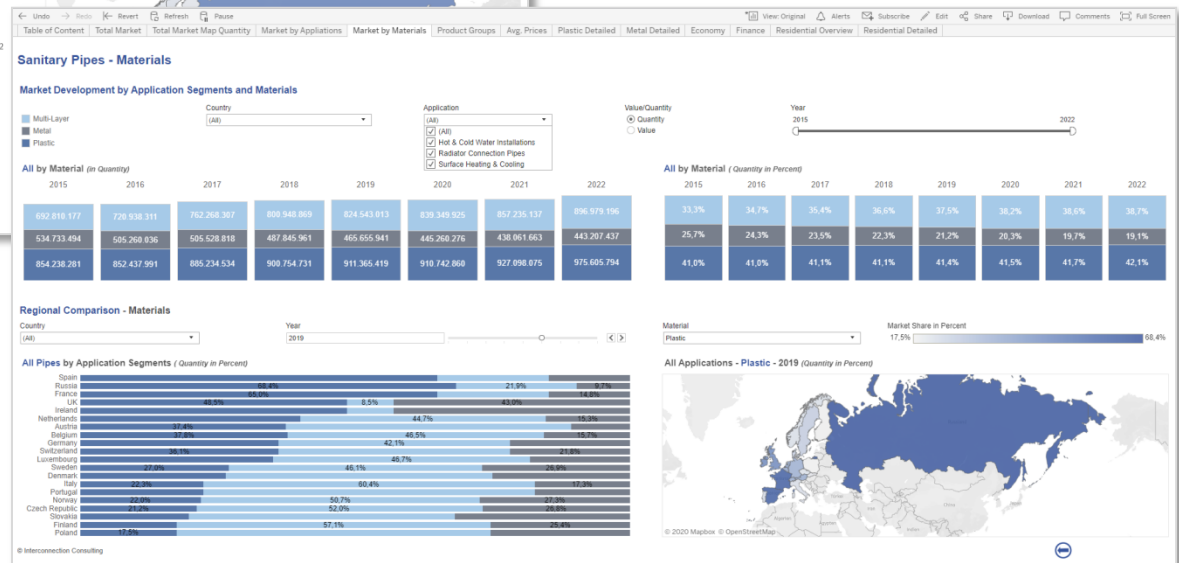
Let's Put it in a Video...



Sample Cockpits for Market Analysis Data

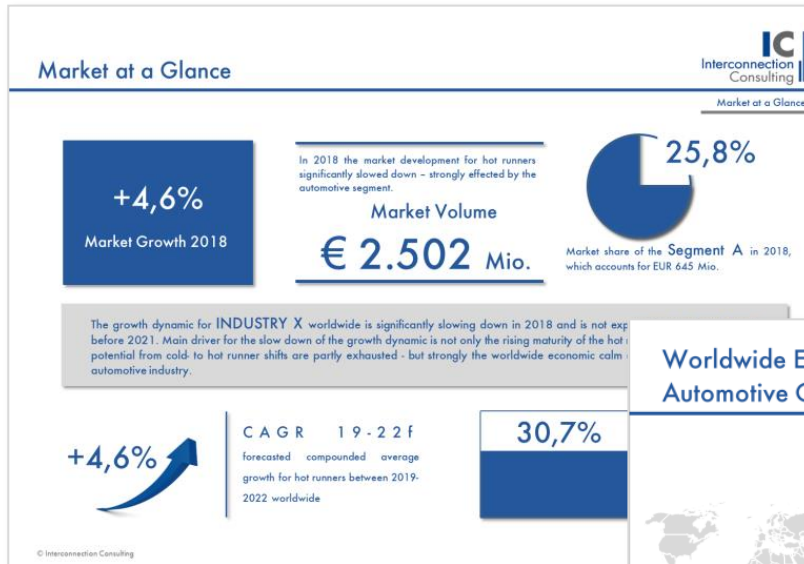


This chart contains fictive data

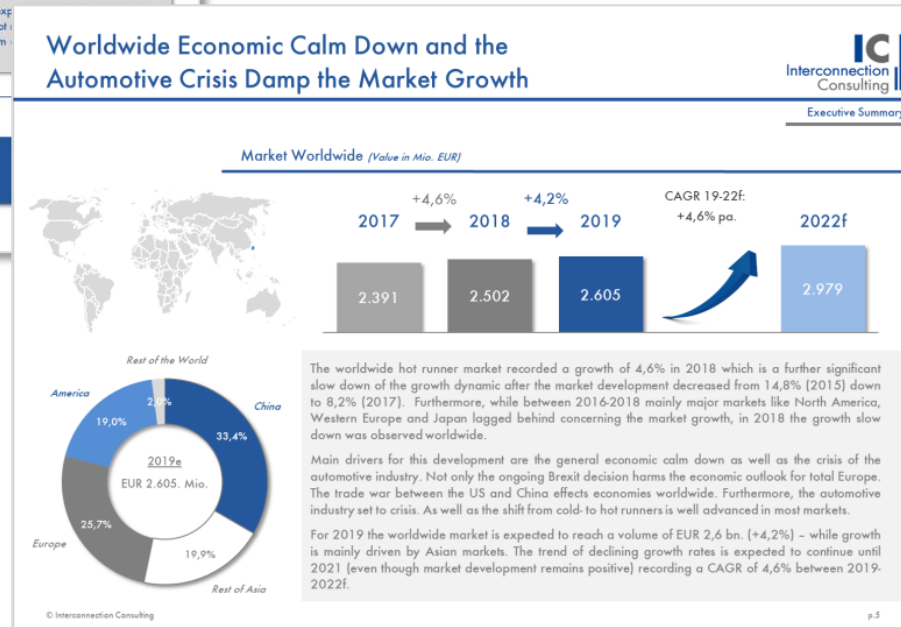


Additional Deliverables

Executive Summary and Interactive Dashboards



Executive Summary as part of Tableau (fictive data)



Investment Plan for Your Market Research

IC Market Forecast® Thermal Insulation Worldwide 2022

Prices & Conditions

		Subscription *
Market Forecast (MF)*	3 Countries Package	€ 4.950,-
MF + Company Profiles*	6 Countries Package	€ 7.750,-
MF + Company Profiles*	9 Countries Package	€ 9.950,-
MF + Company Profiles*	Europe	€ 13.950,-
MF + Company Profiles*	All Countries	€ 17.950,-

Available Countries

- Austria
- Belgium
- Czech Republic
- France
- Germany
- Italy
- Netherlands
- Poland
- Romania
- Slovakia
- Spain
- Sweden
- Switzerland
- Turkey
- UK
- China
- Russia
- Saudi Arabia

Market Forecast & Company profiles (top 15) are available from 6 countries package purchase for free. For the packages with less than 6 countries Company profiles are available for additional price of **3.950 EUR** as subscription. Price for one single country is 1.950,-€ as subscription.

* **Subscription:** 25% price advantage compared to single issue. The subscription can be cancelled after two purchases of the study, but not later than 31st December in the year in which the last study has been received. If the subscription is not cancelled, it is automatically extended by one more year. The price is the individual price for each year. Price changes must be announced by Interconnection at least six weeks before 31st December.

The price includes access to an online dashboard for 12 months in case of single issue or for the duration of the subscription in case of a subscription.

Chosen References

„IC is a permanent partner of ours and provides helpful data for decisions.“

Mr. Bernd Blümmers

Directeur General, Saint-Gobain Solar Systems, Central Europe, Aachen

Firestone

ISOVER
SAINT-GOBAIN

swisspor

Sundolitt

synthos
chemical innovations

ROCKWOOL
DÄMMT PERFEKT & BRENNT NICHT

AUSTROTHERM
Dämmstoffe

URSA
uralita

Kingspan

DOW

SAINT-GOBAIN

TERMIKA
INSULATION TECHNIQUE

pavatex
Bauen. Dämmen. Wohlfühlen.

ACTIS
TOMORROW'S INSULATION TODAY

xella

sto

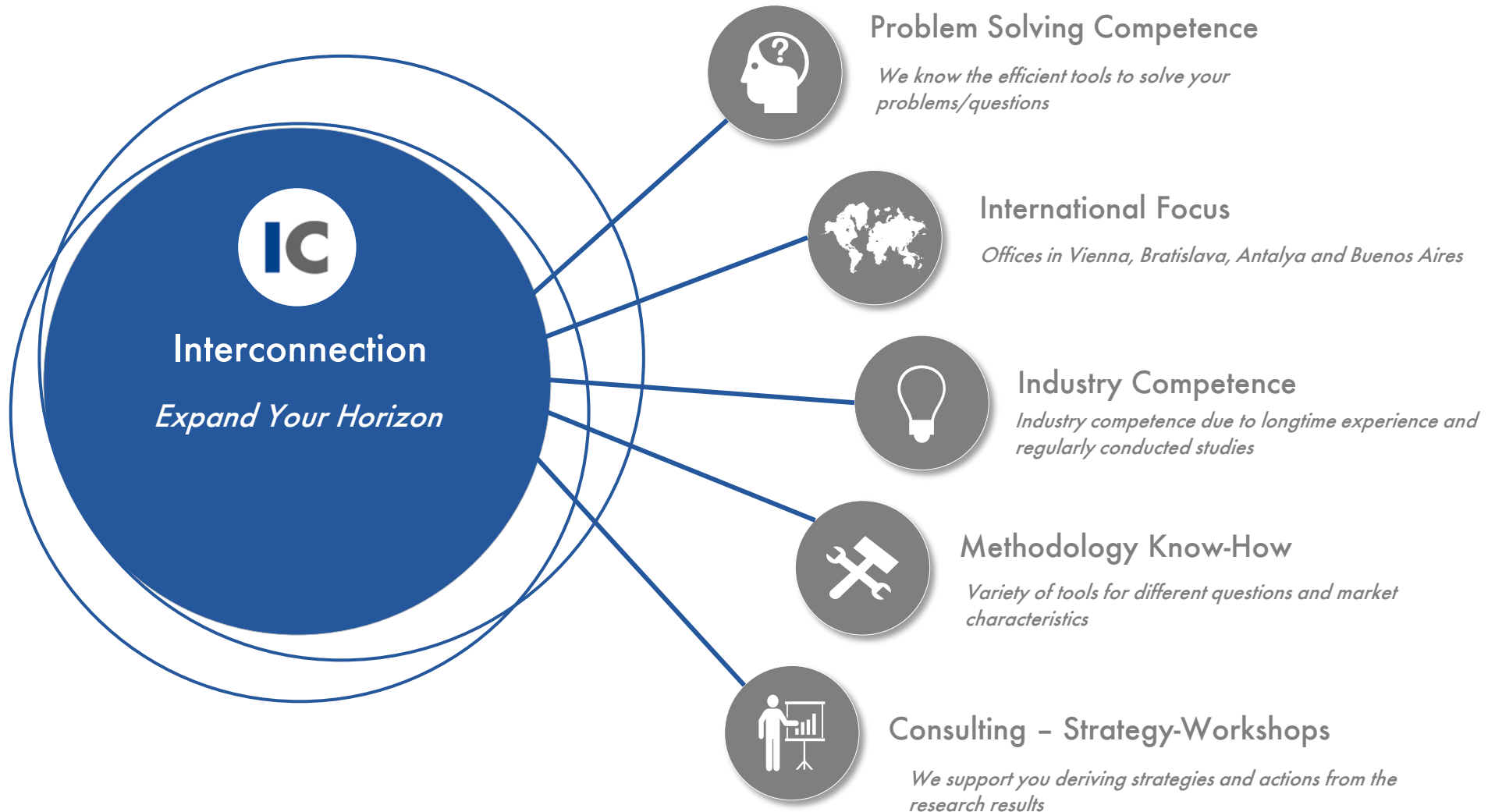
SCHWENK
Baustoffe fürs Leben

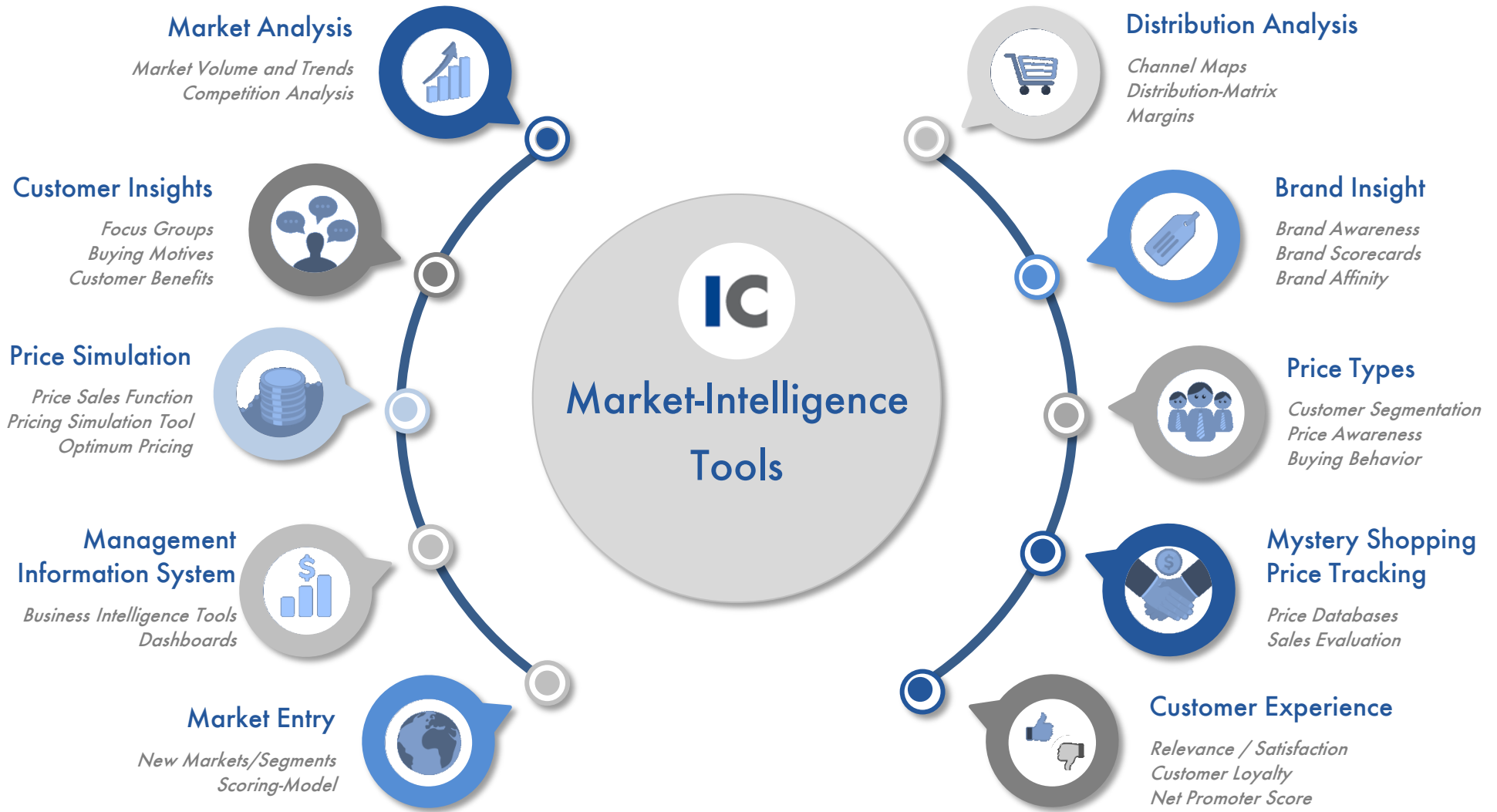
BRAAS MONIER
BUILDING GROUP

OWENS CORNING



Italcementi
Italcementi Group





If there are any questions please
do not hesitate to contact us!

Interconnection Consulting
Dostojevského rad 11, SK -811 09
Bratislava

Giacomo Tomada – Market Analyst
Tel: +43 1 585 46 23 45
tomada@interconnectionconsulting.com

Jan Hudak – Managing Director
Tel: +43 1 585 46 23 10
hudak@interconnectionconsulting.com

Interconnection Consulting
Vienna • Bratislava • Antalya • Buenos Aires

www.interconnectionconsulting.com



Defining Growth Potential Since 1998

Yes, we would like to order the IC Market Forecast & Company Profiles® Thermal Insulation Worldwide 2022

(Please, print out the order form and mark your desired products)

Please choose from the available countries (Europe Package highlighted in blue)

- | | | | |
|--------------------------------------|-----------------------------------|--------------------------------------|---------------------------------------|
| <input type="checkbox"/> Austria | <input type="checkbox"/> Belgium | <input type="checkbox"/> Czechia | <input type="checkbox"/> China |
| <input type="checkbox"/> Germany | <input type="checkbox"/> Italy | <input type="checkbox"/> Netherlands | <input type="checkbox"/> Russia |
| <input type="checkbox"/> Romania | <input type="checkbox"/> Slovakia | <input type="checkbox"/> Spain | <input type="checkbox"/> Saudi Arabia |
| <input type="checkbox"/> Switzerland | <input type="checkbox"/> Turkey | <input type="checkbox"/> UK | |
| <input type="checkbox"/> France | <input type="checkbox"/> Poland | <input type="checkbox"/> Sweden | |

- | | |
|---|--------------|
| <input type="checkbox"/> 3 Countries Package..... | EUR 4.950.- |
| <input type="checkbox"/> 6 Countries Package..... | EUR 7.950.- |
| <input type="checkbox"/> 9 Countries Package..... | EUR 9.950.- |
| <input type="checkbox"/> Europe Package..... | EUR 13.950.- |
| <input type="checkbox"/> All countries..... | EUR 17.950.- |

	Single Issue	Subscription*
25% price advantage		✓
IC Cockpit – Online Dashboard Solution	✓	✓
Full Flexibility – Within the sum of the subscription available country reports can be changed without any additional costs		✓
Web-Conference with the analyst free of charge		✓

Billing Address:
(please fill in the data completely)

Delivery Address:
(necessary if different from the billing address)

Company: _____

Name: _____

Address: _____

Post Code/Zip: _____

Country: _____

VAT identification number: _____

E-Mail: _____

Company: _____

Name: _____

Address: _____

Post Code/Zip: _____

Country: _____

E-Mail: _____

Date	Name	Signature
------	------	-----------

***Subscription:**

The price is the individual price for at least two orders of the study (order year and the following year). Price changes must be announced by Interconnection at least six weeks before 31st December. The subscription can be cancelled after two purchases of the study, but not later than 31st December in the year in which the last study has been received. If the subscription is not cancelled, it is extended by one more year.

The price includes access to an online dashboard for 12 months in case of single issue or for the duration of the subscription in case of a subscription.

General Terms of Business

Payable on receipt of invoice without discount.

Any disputes arising will be settled before a competent court of law in Vienna. We apply Austrian law.

The report purchased is based on a specific methodology, which description is available for the customer on request and which fulfillment is the basis of this contract.

We claim copyright protection for the work. Distribution to third parties, duplication, publication or revision, even in part, is not permitted. In case of violation the company or persons placing the order agrees to pay a contract penalty of one hundred thousand Euros in each case.

All prices shown exclude sales tax.

Interconnection reserves the right to use the clients' logo as reference until written revocation.