

IC Market Tracking®
Container and
Modular Systems in
Europe 2022

Company Profiles



Interactive Dashboards



Market Drivers



automatically updated



more than just a report – A TOOL FOR SUCCESS!

defining growth potential since 1998

Detecting Market Potential



GEO-Maps



Benchmarks



Strategic Workshops



on request

What Do You Get - Your Benefits at a Glance

Content of the Report

Market Data, Insights and Expertise...



MARKET ANALYSIS

- Historical market data from 2018 – 2021 for the total market development as well as
 - Business Segments
 - Product Groups
 - Customer Segments
- Forecasts from 2022 – 2025 for the total market as well as each analysed segment and sub-segment

COMPETITION ANALYSIS

- Market shares of the top players for 2020/21
 - Market Shares on the total market in terms of value and quantity

MARKET DRIVERS

- Analysis of the most relevant economic data such as GDP, inflation and unemployment rate
- Continuous updates of the data



Market & Competition Analysis

Market Volume

Market Growth

Trends

Market Shares

What Do You Get - Your Benefits at a Glance

Presentation of the Data and Deliverables

Market Intelligence Tool Access and Deliverables



ONLINE-COCKPITS

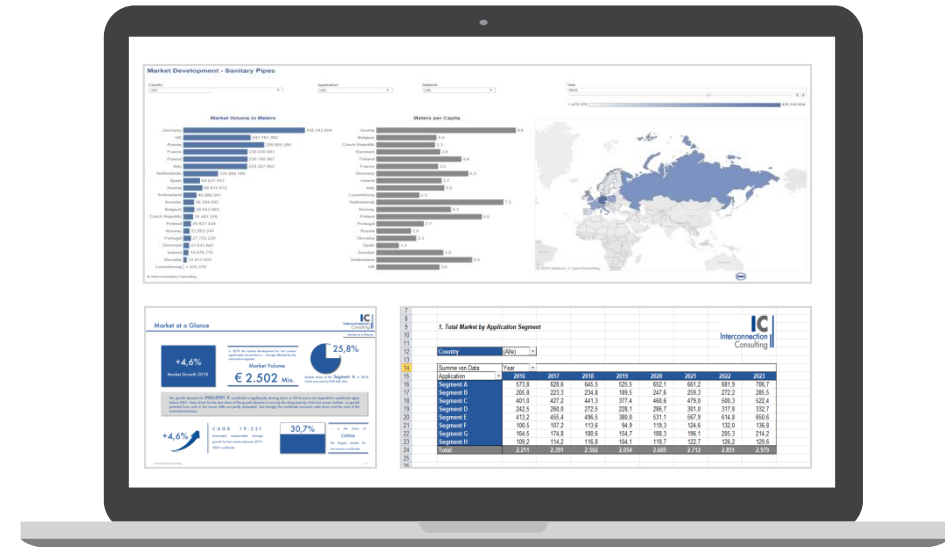
- Online Dashboard-Tool including all data of the report enabling your individual and specific analysis
- User-friendly and intuitive operation of the dashboards
- Online access to the dashboards with all devices (PC, Laptops, Smartphone, Tablet, ...) anywhere and anytime
- Download and extract of the data from the dashboards

EXECUTIVE REPORTS

- Executive report including key facts of the report and background information about forecasts, trends and the competitive landscape
- Infographics summarizing the market and providing regional comparisons and contrasts already integrated within Tableau

RAW DATA -TABLES

- Downloadable tables from MIS as xls. cvs. jpg. or other formats for your own integration
 - Graphs
 - Raw Data



Market Intelligence Tool and Reports



Online Dashboards

Executive Reports

Market Structure

Business Segments

Sale

Container Systems

Storage Container Systems

Sanitary Container Systems

Office Container Systems

Living Container Systems

Others

Modular Buildings

Office and Administrative Buildings

Kindergartens, Schools

Residential Concepts

Health Care Institutions

Other Modular Buildings

Construction/Material Type

Steel

Massive Wood CLT

Hybrid / Wood - Steel

Timber Frame

Hybrid - Wood - Concrete

Rent

Room Systems

Storage Room Systems

Sanitary Room Systems

Office Cabins

Living Room Systems

Special Room Systems

Other Room Systems

Customer Segments

Offices, Administration & Banks

Kindergarten, Schools

Residential Concepts

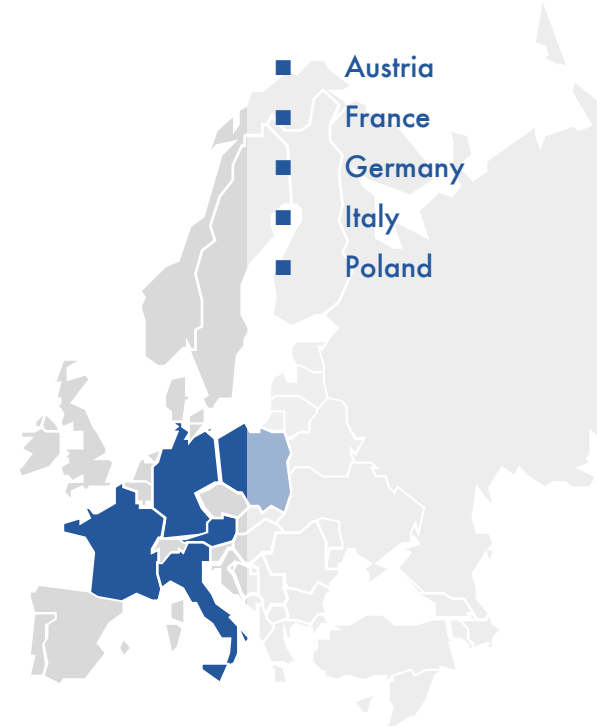
Events, Fairs & Exhibitions

Construction Zones

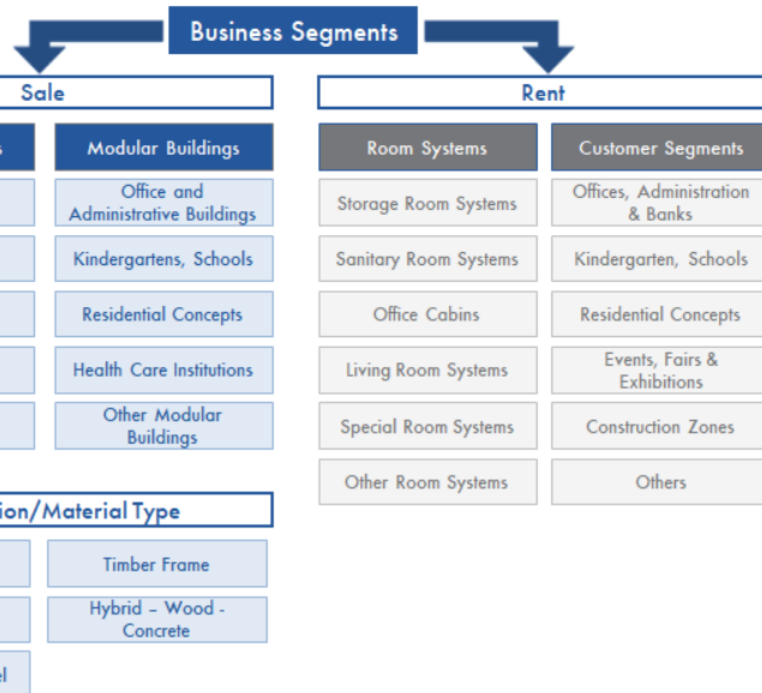
Others

Available Countries

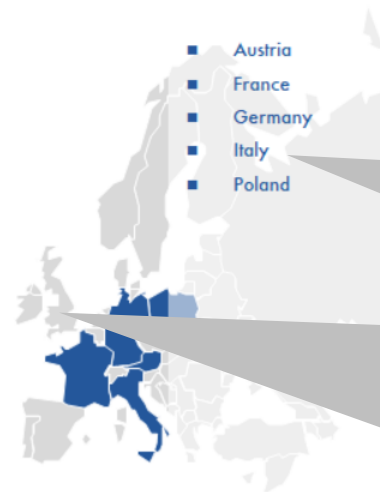
- Austria
- France
- Germany
- Italy
- Poland



Market Structure - Interpretation



Available Countries



- Market data are available for each country separately as well as aggregated for the package purchased.
- Each country report includes data by business segments, product groups, customer segments and construction/material type separately as well as aggregated for the total market of container and modular systems in terms of quantity.
 - Data for total market and product groups are shown in terms of value as well.

Business Segment

Sale

Container and Modular Systems that are sold

Rental

Container and Modular Systems that are rented for a given time to a customer

Container Systems

Storage Container Systems

Container Systems that are used for the storage of materials, tires and similar

Sanitary Container Systems

Container Systems with sanitary equipment

Office Container Systems

Container Systems that are used as offices or similar

Living Container Systems

Container Systems that can be used as housing

Others

Container Systems that do not belong to one of the above mentioned categories

Definitions and Demarcation

Modular Buildings

Office and Administrative
Buildings

Modular Buildings which are used for offices, administrative buildings and banks

Kindergartens, Schools

Modular Buildings which are used for class rooms and kindergartens

Residential Concepts

Modular Buildings which are used for living

Health Care Institutions

Modular Buildings which are used for hospitals, elderly houses and similar

Other Modular Buildings

Modular Buildings which are used for another purpose

Room Systems

Here Modular and Container Systems are looked at together

Storage Room Systems

Room Systems which are used for the storage of materials, tires and similar

Sanitary Room Systems

Room Systems with sanitary equipment

Office Room Systems

Room Systems that are used as offices or similar

Living Room Systems

Room Systems that can be used as housing

Special Room Systems

Room Systems that can be used for technical equipment and similar

Other

Room Systems that do not belong to one of the above mentioned categories

Customer Segment	
Offices, Administration & Banks	Here Modular and Container Systems are looked at together Room Systems that can be used as offices
Kindergarten, Schools	Room Systems that are used as class rooms
Residential Concepts	Room Systems that are used for living in it
Events, Fairs & Exhibitions	Room Systems that are used for exhibitions and other events
Construction Zones	Room Systems that can be used for construction zones
Others	Room Systems that are used for other purposes than the ones mentioned above

The Unique Mix of Methods and Approaches for Reliable Market Analysis



SELL-IN

The analysis measures Sell-In data. Sales from the manufacturer to the first distribution partner. OEMs are not taken into account.



Survey with Manufacturers & Experts

Basis of the analysis are surveys - electronic questionnaires and telephone interviews - with the most important manufacturers as well as interviews with industry experts.



Market Calculation Model

Industry relevant market drivers are taken into account in a market calculation model to determine the total market volume and forecasts.

The strong focus on interviews within the industry is clearly our **USP**
“Only who talks with the industry knows what’s going on!”

The Market Intelligence Tool

Dashboards - The Best Way to Work with Data

A picture says more
than 1000 words

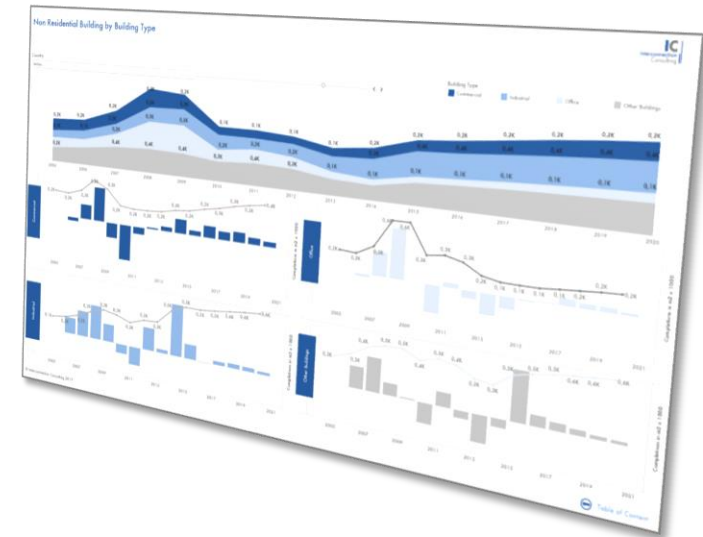
- Complex correlations are visualized in the form of geo-, tree maps, bars etc.

Interactive Dashboards

- Use interactive dashboards for quick implementation of the data, for potential estimations, for sales control, for success measurement etc.

Easy online
accessibility

- Market data are available wherever you have internet access
- You can also export the data as .jpg, .csv or .pdf file

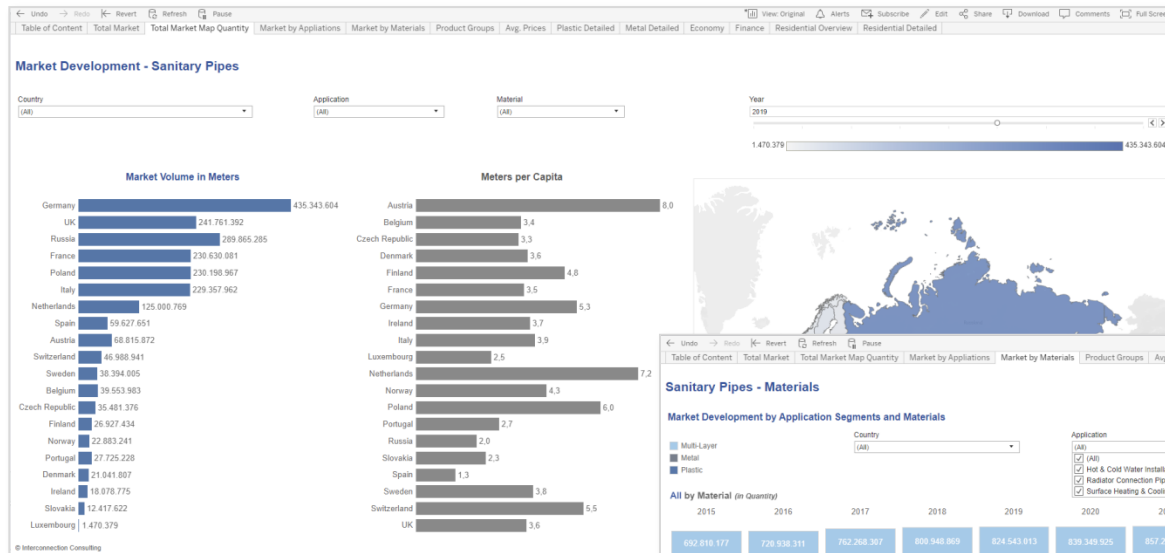


Usability of the Market Intelligence Tool

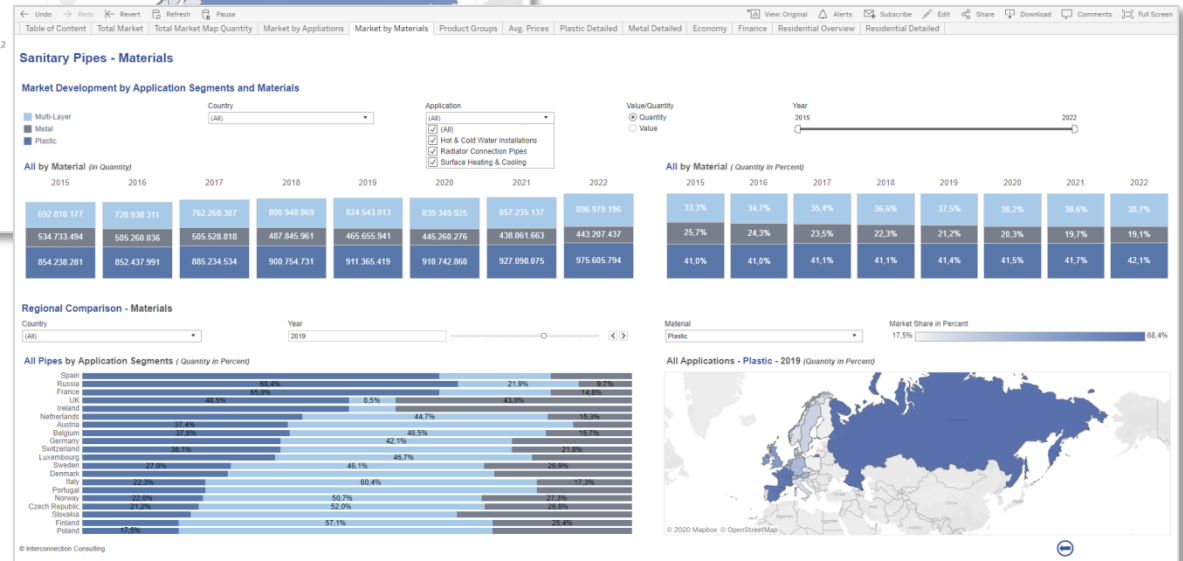
Let's Put it in a Video...



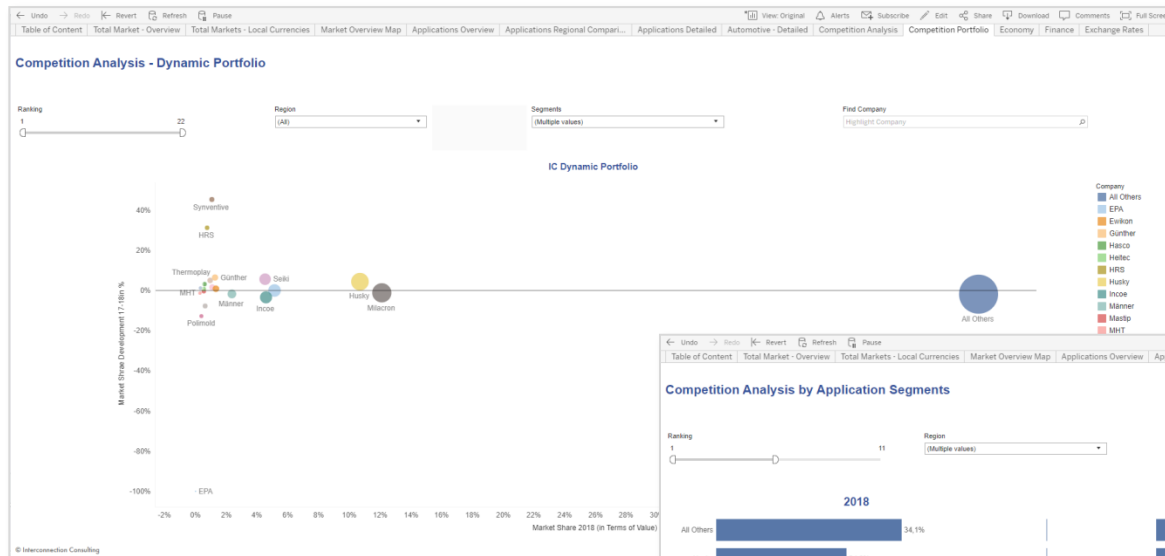
Sample Cockpits for Market Analysis Data



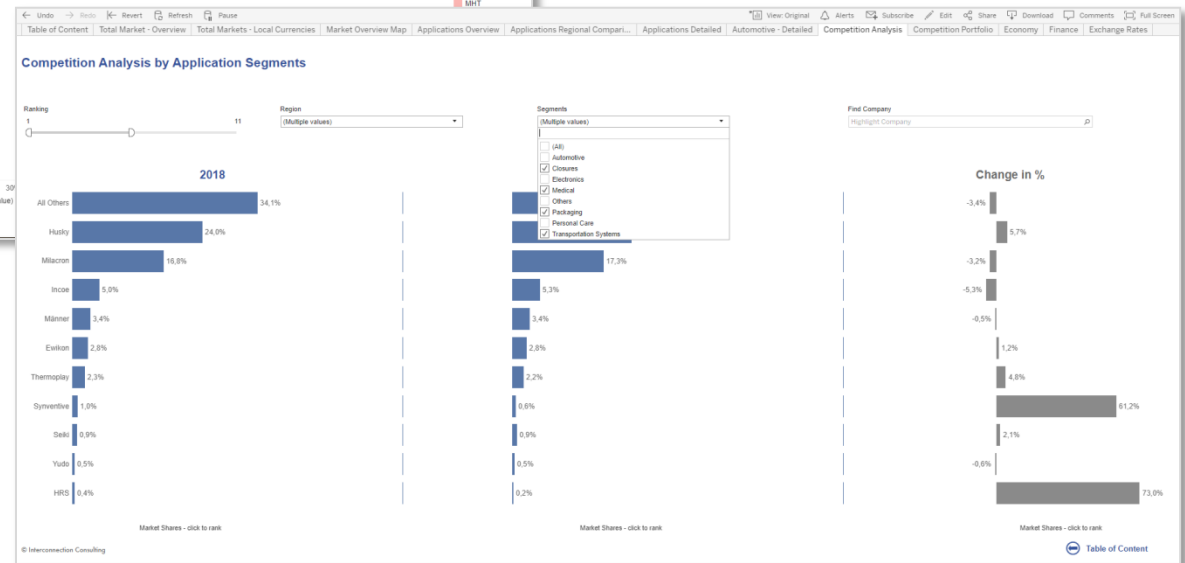
This chart contains fictive data



Sample Cockpits for Competition Data

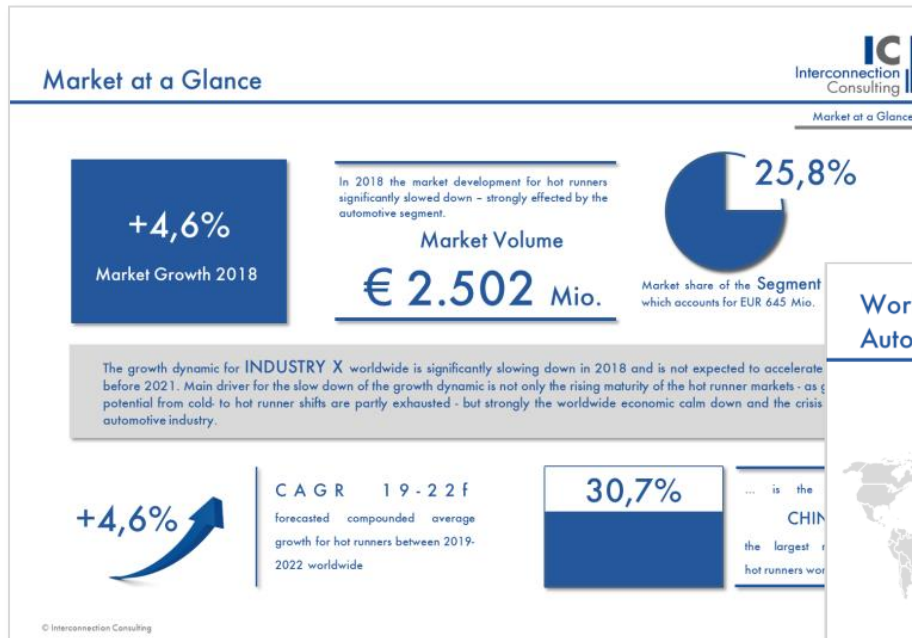


This chart contains fictive data

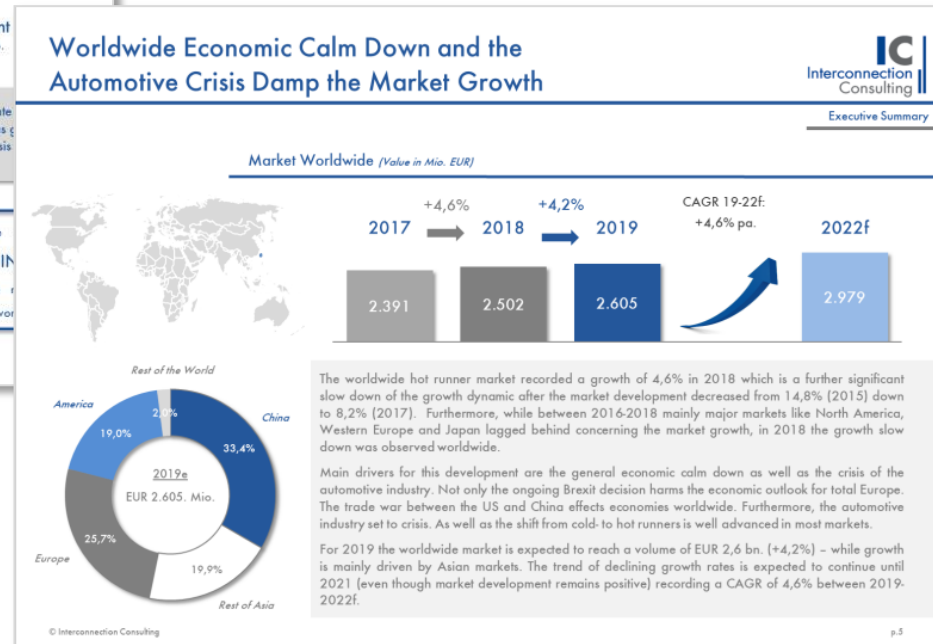


Additional Deliverables

Executive Summary and Pivot-Tables



Executive Summary as part of Tableau (fictive data)




Executive Summary as part of Tableau (fictive data)

Investment Plan for Your Market Research

IC Market Tracking® Container and Modular Systems in Europe 2022

Prices & Conditions

	Subscription *	
2 Countries of Your Choice	€ 5.950,-	 BUY NOW
All Countries	€ 11.950,-	

Available Countries

- Austria
- France
- Germany
- Italy
- Poland

- **Subscription:** 25% price advantage compared to single issue. The subscription can be cancelled after two purchases of the study, but not later than 31st December in the year in which the last study has been received. If the subscription is not cancelled, it is automatically extended by one more year. The price is the individual price for each year. Price changes must be announced by Interconnection at least six weeks before 31st December.
- The price includes access to an online dashboard for 12 months in case of single issue or for the duration of the subscription in case of an subscription.
- In case of purchase exceeding € 5.000,- (net), the price of Tableau cockpit (Software for Online Dashboards) is included as well as for any subscription order exceeding 2 countries or regions. For all other options, license costs for Tableau cockpits are € 500,- per license per year.

Who IC Works With

Industry & Construction



Technology & IT



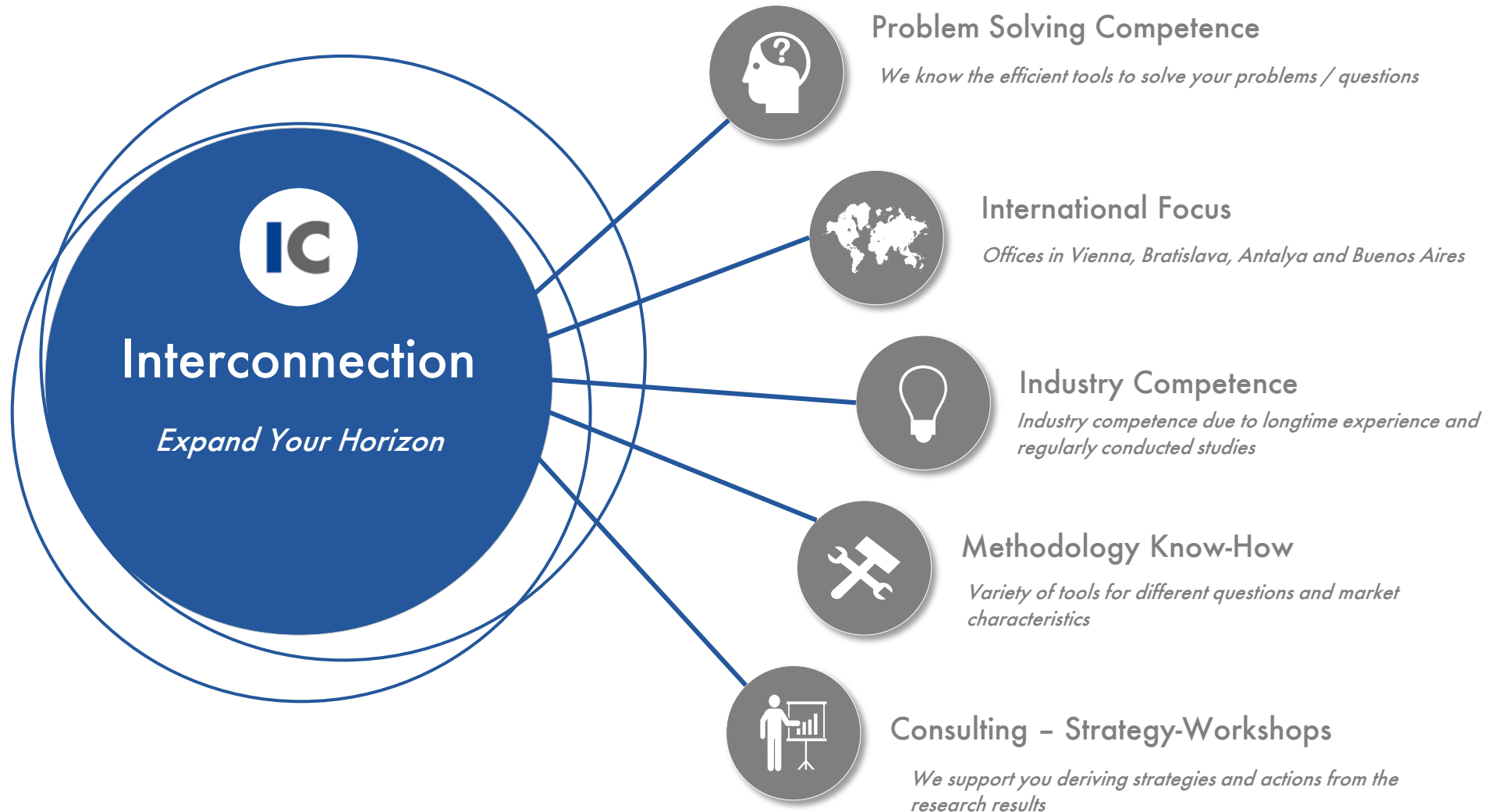
Banking, Insurance, Finance & Consulting



Service, Retail & More



Interconnection Provides Data for Corporate Decisions



Our Market-Intelligence Tools



If there are any questions please
do not hesitate to contact us!

Interconnection Consulting

Dostojevskeho Rad 11, SK- 811 09 Bratislava

Saša Spiridonov | *Senior Consultant*

Tel: +43 1 585 46 23 19

spiridonov@interconnectionconsulting.com

Jan Hudak | *Managing Director*

Tel: +43 1 585 46 23 10

hudak@interconnectionconsulting.com

Interconnection Consulting
Vienna • Bratislava • Buenos Aires • Antalya
www.interconnectionconsulting.com



IC
we show you the way

Yes, we would like to order the

IC Market Tracking® Container and Modular Systems in Europe 2022

(Please, print out the order form and mark your desired products)

Please, choose from the available countries and package selection

☐ Austria

☐ France

☐ Germany

☐ Italy

☐ Poland

☐ 2 Countries Package*EUR 5.950,-

☐ 5 Countries Package*EUR 11.950,-

	Single Issue	Subscription*
25% price advantage		✓
IC Cockpit – Online Dashboard Solution	✓	✓
Interactive PDF	✓	✓
Full Flexibility – Within the sum of the subscription available country reports can be changed without any additional costs		✓
Web-Conference with the analyst free of charge		✓

Billing Address

Company: _____ Name: _____

Address: _____ Country: _____

VAT identification number: _____ E-mail: _____

Date

Name

Signature

In case of interest in single issue, please contact the responsible analyst.

*Subscription:

The price is the individual price for at least two orders of the study (order year and the following year). Price changes must be announced by Interconnection at least six weeks before 31st December. The subscription can be cancelled after two purchases of the study, but not later than 31st December in the year in which the last study has been received. If the subscription is not cancelled, it is extended by one more year. The price includes access to an online dashboard for 12 months in case of single issue or for the duration of the subscription in case of a subscription.

General Terms of Business

Payable on receipt of invoice without discount. Any disputes arising will be settled before a competent court of law in Vienna. We apply Austrian law. The report purchased is based on a specific methodology, which description is available for the customer on request and which fulfillment is the basis of this contract. We claim copyright protection for the work. Distribution to third parties, duplication, publication or revision, even in part, is not permitted. In case of violation the company or persons placing the order agrees to pay a contract penalty of one hundred thousand Euros in each case. All prices shown exclude sales tax. Interconnection reserves the right to use the clients' logo as reference until written revocation.