



IC Market Tracking[®]

Facility Services
in CEE 2022

Company Profiles



Interactive Dashboards



Market Drivers



automatically updated



defining growth potential since 1998

more than just a report – A TOOL FOR SUCCESS!

Detecting Market Potential



GEO-Maps



Benchmarks



Strategic Workshops



on request

What Do You Get - Your Benefits at a Glance

Content of the Report

Market Data, Insights and Expertise...



MARKET ANALYSIS

- Historical market data from 2018 – 2021 for the total market development as well as
 - Service Types
 - Sub-Service Types
 - Customer Segments
- Forecasts from 2022 – 2025 for the total market as well as each analysed segment and sub-segment

COMPETITION ANALYSIS

- Market shares of the top players for 2020/21
 - Market Shares on the total market in terms of value
 - Market Shares per service types and customer segments in terms of value

MARKET DRIVERS

- Analysis of the most relevant economic data such as GDP, inflation and unemployment rate
- Continuous updates of the data



Market & Competition Analysis

Market Volume

Market Growth

Trends

Market Shares

What Do You Get - Your Benefits at a Glance

Presentation of the Data and Deliverables

Market Intelligence Tool Access and Deliverables



ONLINE-COCKPITS

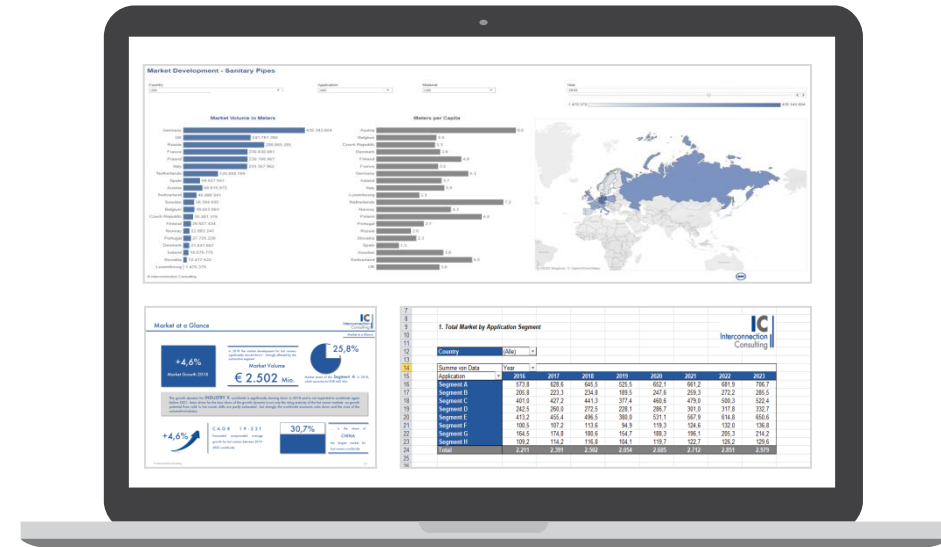
- Online Dashboard-Tool including all data of the report enabling your individual and specific analysis
- User-friendly and intuitive operation of the dashboards
- Online access to the dashboards with all devices (PC, Laptops, Smartphone, Tablet, ...) anywhere and anytime
- Download and extract of the data from the dashboards

EXECUTIVE REPORTS

- Executive report including key facts of the report and background information about forecasts, trends and the competitive landscape
- Infographics summarizing the market and providing regional comparisons and contrasts already integrated within Tableau

RAW DATA -TABLES

- Downloadable tables from MIS as xls. cvs. jpg. or other formats for your own integration
 - Graphs
 - Raw Data



Market Intelligence Tool and Reports



Online Dashboards

Executive Reports

Market Report Structure

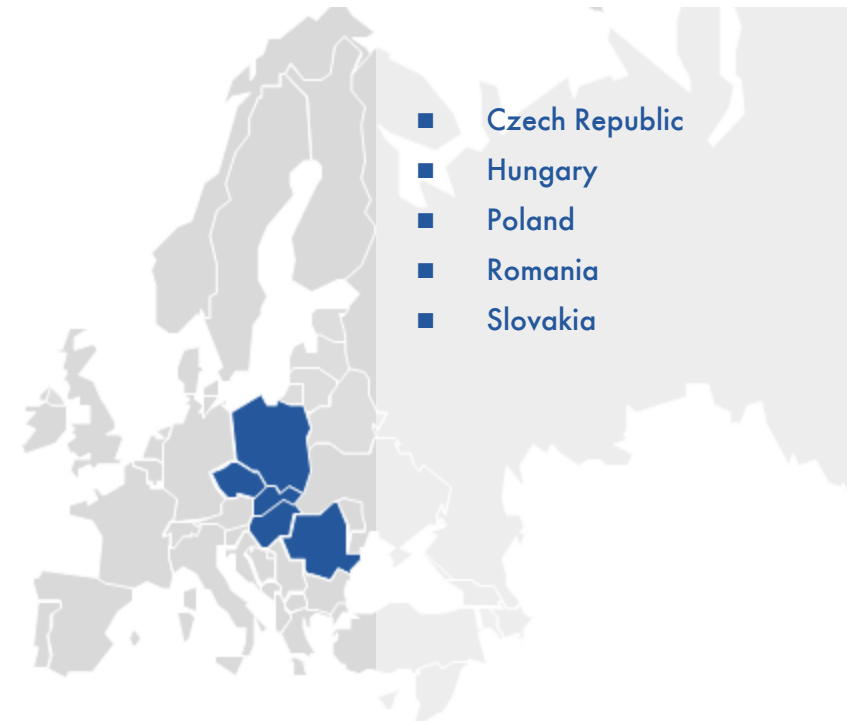
Service & Sub-Service Types

Technical FS (Hard)	Infrastructural FS (Soft)	Entrepreneurial FS
Technical Maintenance	Cleaning / Janitorial Services	Accounting & Controlling
Control Engineering Services	Security Services	Property Management
Energy Management	Catering Services	Space Planning
Heating, Ventilation & Air Conditioning	Reception / Porter Services	Purchasing
Others	Landscape Services	Others
	Others	

Customer Segments

Industry	Retail	Transport
Commercial	Healthcare	Sports & Entertainment
Office	Government & Education	Others

Available Countries



For all segments, the „External Facility Services Market“ is used as a basis. However, we also provide information how big the overall total market (internal & external services) is. For each segment, we analyse the market size of the last 3 years und give a forecast for the next 3 years. In the competition analysis, we show the market shares of the largest companies for total market, as well as the most important segments. Where available, additional soft information are provided in form of commentary

Market Report Structure

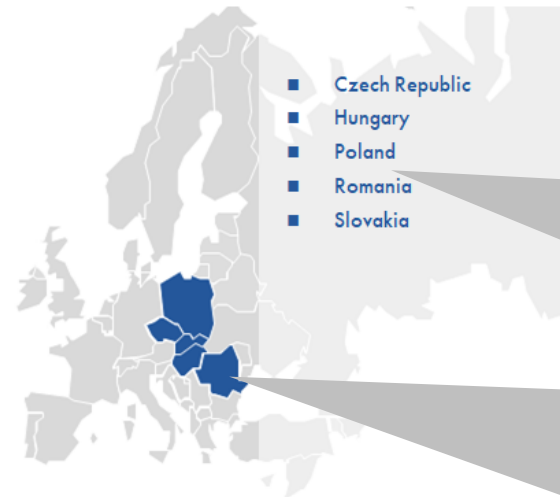
Service & Sub-Service Types

Technical FS (Hard)	Infrastructural FS (Soft)	Entrepreneurial FS
Technical Maintenance	Cleaning / Janitorial Services	Accounting & Controlling
Control Engineering Services	Security Services	Property Management
Energy Management	Catering Services	Space Planning
Heating, Ventilation & Air Conditioning	Reception / Porter Services	Purchasing
Others	Landscape Services	Others
	Others	

Customer Segments

Industry	Retail	Transport
Commercial	Healthcare	Sports & Entertainment
Office	Government & Education	Others

Available Countries



- Market data are available for each country separately as well as aggregated for the package purchased.
- Each country report includes data by service types, sub-service types and customer segments separately as well as aggregated for the total market of facility services in terms of value.

For all segments, the „External Facility Services Market“ is used as a basis. However, we also provide information how big the overall total market (internal & external services) is. For each segment, we analyse the market size of the last 3 years und give a forecast for the next 3 years. In the competition analysis, we show the market shares of the largest companies for total market, as well as the most important segments. Where available, additional soft information are provided in form of commentary

Definition and Demarcation

Service Types

Technical FS (Hard)

HVAC, Controls & Automation, Electrical Engineering, Energy Management, Technical Maintenance, etc.

Infrastructural FS (Soft)

Janitorial Services, Cleaning, Security, Catering, Waste Disposal, Snow Removal, Pest Control, Landscaping, etc.

Entrepreneurial FS

Controlling, Property Management, Logistics, Space Planning, etc.

Abbreviations

CAGR

Compound Annual Growth Rate over the period 2016 - 2022f

Avg. Share

Average Share over the period 2016-2022f

2019e/2022f

Estimated/Forecasted

Turnover

Turnover is stated in 1 Mio. Euros. Values are always net turnover values (not list-prices), including rebates.

Types of Agreement

Individual Contract

Contract for one individual Service

Vertical Contract

Contracts for several Services within one service group (i.e. technical)

Horizontal Contract

Contracts for 2 different service types

Complete Contract

Contract for all 3 service types

Contract Types

Internal

Own company

External

Subcontracting

The Unique Mix of Methods and Approaches for Reliable Market Analysis



SELL-IN

The analysis measures Sell-In data. Sales from the manufacturer to the first distribution partner. OEMs are not taken into account.



Survey with Manufacturers & Experts

Basis of the analysis are surveys - electronic questionnaires and telephone interviews - with the most important manufacturers as well as interviews with industry experts.



Market Calculation Model

Industry relevant market drivers are taken into account in a market calculation model to determine the total market volume and forecasts.

The strong focus on interviews within the industry is clearly our **USP**
“Only who talks with the industry knows what’s going on!”

The Market Intelligence Tool

Dashboards - The Best Way to Work with Data

A picture says more
than 1000 words

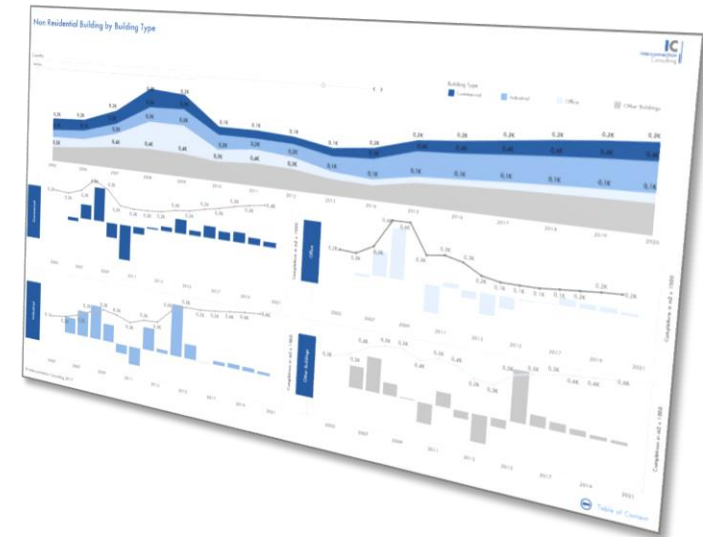
- Complex correlations are visualized in the form of geo-, tree maps, bars etc.

Interactive Dashboards

- Use interactive dashboards for quick implementation of the data, for potential estimations, for sales control, for success measurement etc.

Easy online
accessibility

- Market data are available wherever you have internet access
- You can also export the data as .jpg, .csv or .pdf file

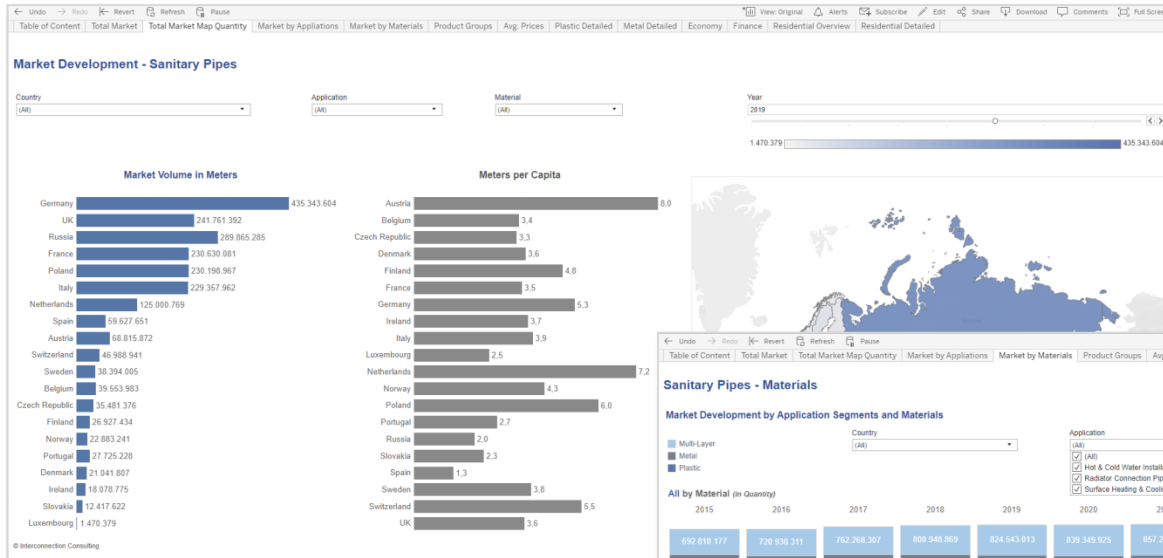


Usability of the Market Intelligence Tool

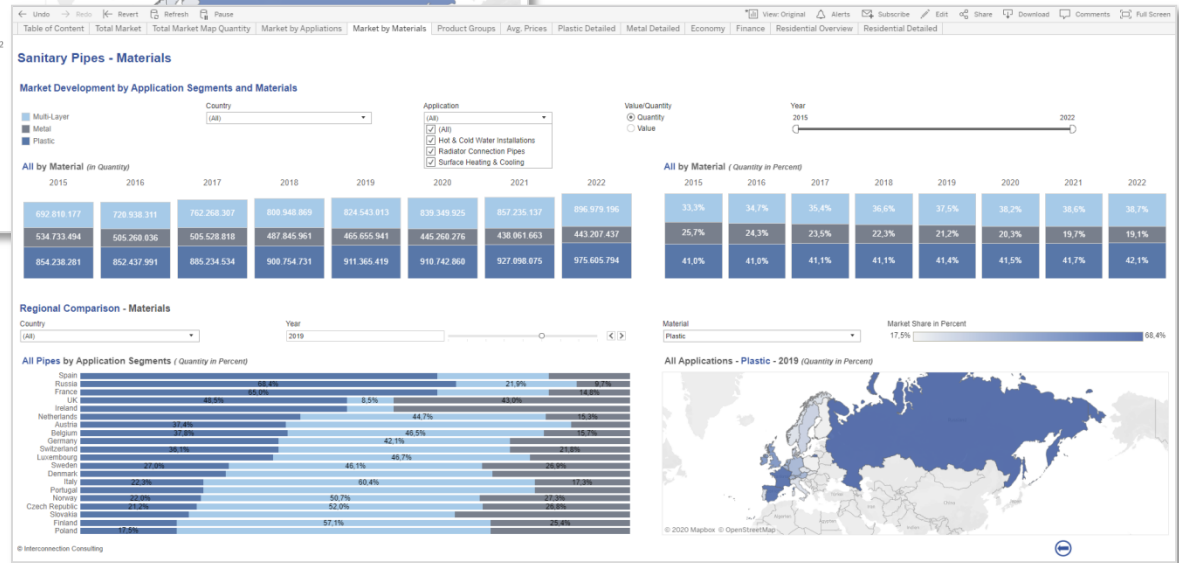
Let's Put it in a Video...



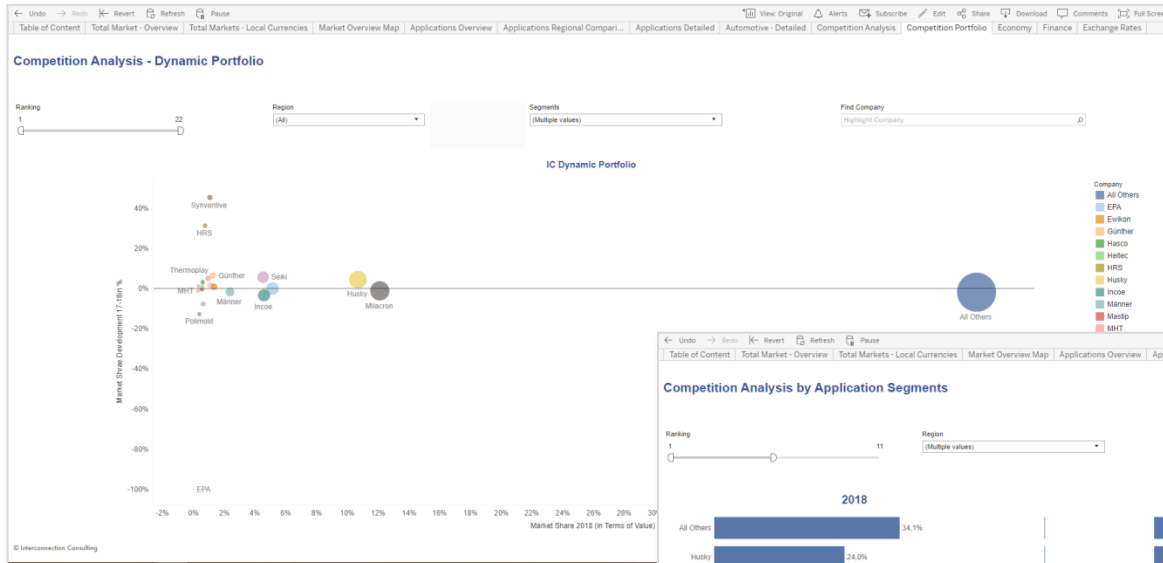
Sample Cockpits for Market Analysis Data



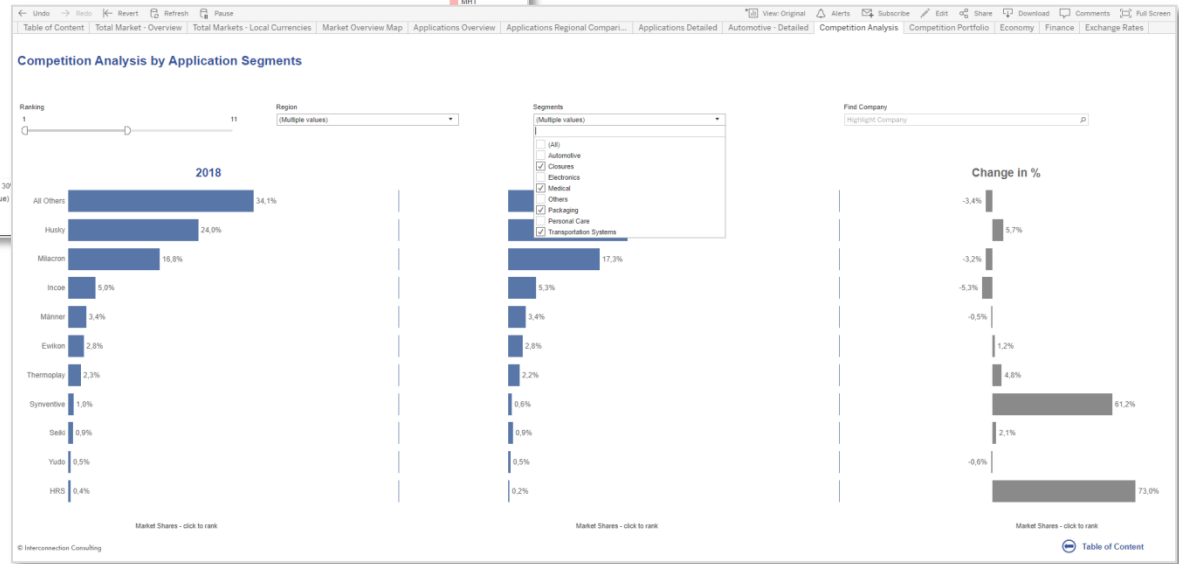
This chart contains fictive data



Sample Cockpits for Competition Data

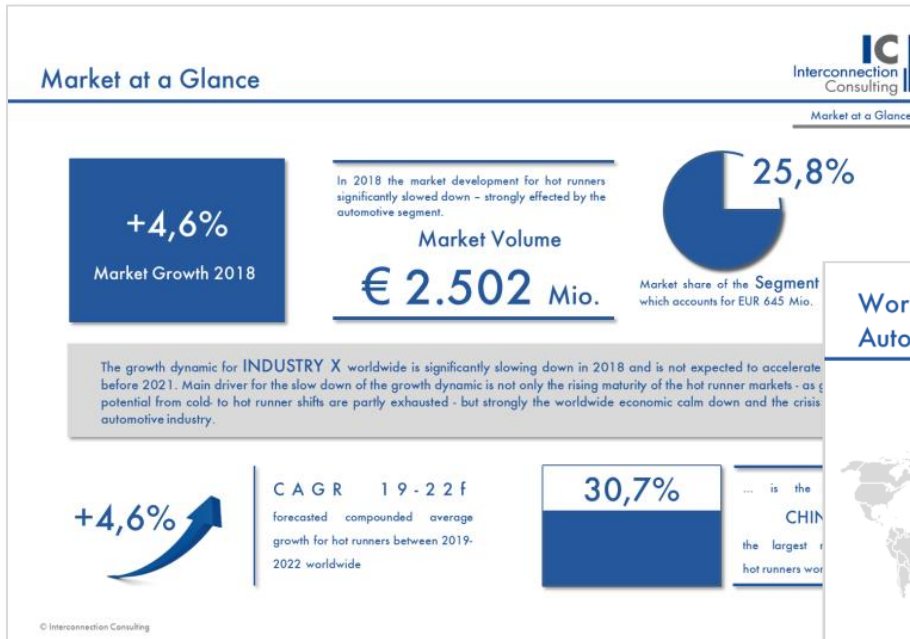


This chart contains fictive data

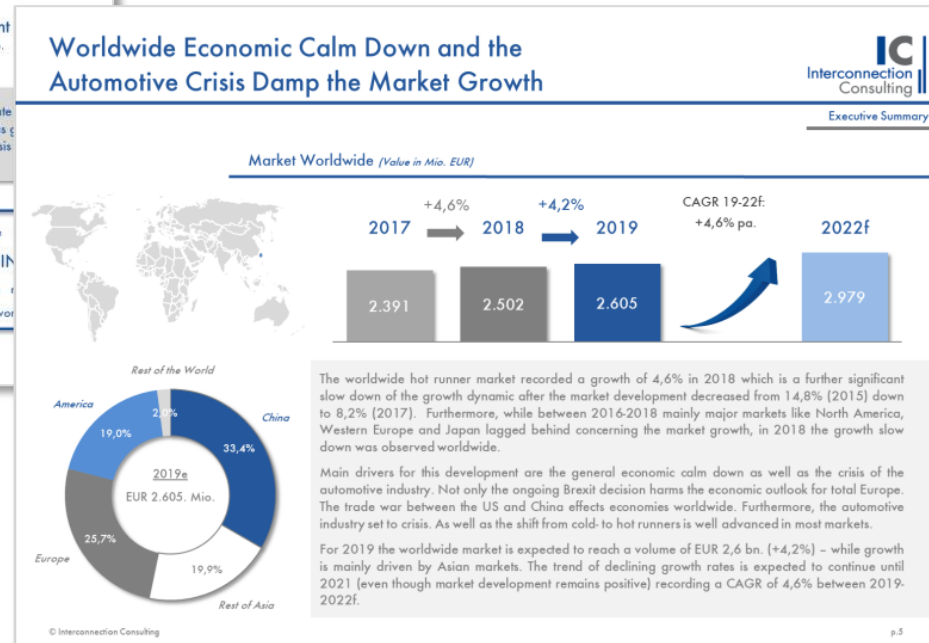


Additional Deliverables

Executive Summary and Pivot-Tables



Executive Summary as part of Tableau (fictive data)



Executive Summary as part of Tableau (fictive data)

Investment Plan for Your Market Research

IC Market Tracking® Facility Services in CEE 2022

Prices & Conditions

Subscription*

2 Countries of Your Choice

€ 5.950,-

All Countries

€ 12.950,-



Available Countries

- Czech Republic
- Hungary
- Poland
- Romania
- Slovakia

- **Subscription:** 25% price advantage compared to single issue. The subscription can be cancelled after two purchases of the study, but not later than 31st December in the year in which the last study has been received. If the subscription is not cancelled, it is automatically extended by one more year. The price is the individual price for each year. Price changes must be announced by Interconnection at least six weeks before 31st December.
- The price includes access to an online dashboard for 12 months in case of single issue or for the duration of the subscription in case of an subscription.
- In case of purchase exceeding € 5.000,- (net), the price of Tableau cockpit (Software for Online Dashboards) is included as well as for any subscription order exceeding 2 countries or regions. For all other options, license costs for Tableau cockpits are € 500,- per license per year.

Selected References for our Market Reports

„IC is a constant tutor in the evaluation of markets and offers a helpful decision basis.“

Mr. Bernd Blümmers
General Manager,
Saint-Gobain Solar Systems
Central Europe



ALLES IN ORDNUNG.





Our Market-Intelligence Tools



If there are any questions please
do not hesitate to contact us!

Interconnection Consulting

Dostojevskeho Rad 11, SK- 811 09 Bratislava

Giacomo Tomada | *Market Analyst*

Tel: +43 1 585 46 23 45

tomada@interconnectionconsulting.com

Katarina Gajdova | *Senior Analyst*

Tel: +43 1 585 46 23 18

gajdova@interconnectionconsulting.com

Jan Hudak | *Managing Director*

Tel: +43 1 585 46 23 10

hudak@interconnectionconsulting.com

Interconnection Consulting
Vienna • Bratislava • Buenos Aires • Antalya
www.interconnectionconsulting.com



we show you the way

Yes, we would like to order the IC Market Tracking® Facility Services in CEE 2022

(Please, print out the order form and mark your desired products)

Please choose from the available countries

Czech Republic

Poland

Slovakia

Hungary

Romania

2 Countries of Your Choice* EUR 5.950.-

All Countries* EUR 12.950.-

	Single Issue	Subscription*
25% price advantage		✓
IC Cockpit – Online Dashboard Solution	✓	✓
Full Flexibility – Within the sum of the subscription available country reports can be changed without any additional costs		✓
Web-Conference with the analyst free of charge		✓

Billing Address:
(please fill in the data completely)

Delivery Address:
(necessary if different from the billing address)

Company: _____

Name: _____

Address: _____

Post Code/Zip: _____

Country: _____

VAT identification number: _____

E-Mail: _____

Company: _____

Name: _____

Address: _____

Post Code/Zip: _____

Country: _____

E-Mail: _____

Date	Name	Signature
------	------	-----------

***Subscription:**

The price is the individual price for at least two orders of the study (order year and the following year). Price changes must be announced by Interconnection at least six weeks before 31st December. The subscription can be cancelled after two purchases of the study, but not later than 31st December in the year in which the last study has been received. If the subscription is not cancelled, it is extended by one more year.

The price includes access to an online dashboard for 12 months in case of single issue or for the duration of the subscription in case of a subscription.

General Terms of Business

Payable on receipt of invoice without discount.

Any disputes arising will be settled before a competent court of law in Vienna. We apply Austrian law.

The report purchased is based on a specific methodology, which description is available for the customer on request and which fulfillment is the basis of this contract.

We claim copyright protection for the work. Distribution to third parties, duplication, publication or revision, even in part, is not permitted. In case of violation the company or persons placing the order agrees to pay a contract penalty of one hundred thousand Euros in each case.

All prices shown exclude sales tax.

Interconnection reserves the right to use the clients' logo as reference until written revocation.